



Kenmare Moma Development Association
ANNUAL REPORT
2022

www.kenmareresources.com/sustainability/kmad



INTRODUCTION

A Catalyst for Positive Social and Economic Change

Who we are

The Kenmare Moma Development Association (KMAD) is a not-for-profit organisation, established in 2004, to implement development programmes in the Moma Mine's host communities. The Moma Titanium Minerals Mine is owned and operated by Kenmare Resources plc and located in north-east Mozambique.

What we do

KMAD aspires to be a catalyst for positive social and economic change in the mine's host communities. The focus of our work is framed by our four key strategic pillars: livelihoods and economic development, education, healthcare and water and sanitation.

How we do it

KMAD is run by an independent team, responsible for the day-to-day management of activities, with oversight provided by the KMAD General Assembly. Funding is primarily provided by Kenmare, augmented by contributions from third parties. Development programmes support small businesses, enhance healthcare provision, and increase access to education. KMAD also partners with specialist, and where possible local, NGOs to help implement these projects.

CONTENTS

Introduction	4
Vision & Mission	5
Implementation	7
2022 Highlights	9
2022 Activities	11
Challenges Faced During 2022 Activity Plan	21
Namalope West Social Projects	37
Pilivili Social Projects	42

KMAD'S VISION & MISSION

KMAD aims to be a catalyst for positive social and economic change in the host communities of Kenmare's operations.



Our Vision

The continued development of a self-sustaining and vibrant community surrounding the Mine, benefitting from wider employment opportunities, increased healthcare provision, enhanced local educational facilities and improved water and sanitation.



Our Mission

To support the improvement of livelihoods, healthcare services, education provision and access to water and improved sanitation for our host communities.

KMAD'S CORE VALUES



Participation

Activities are prioritised based on local needs, as identified by community members, and only those development initiatives with active local participation are supported by KMAD.




Sustainability

Investment in building skills and capacity will accompany any projects supported by KMAD to ensure their viability and only those initiatives with strong potential for sustainability are supported.



Equality

All people and parts of the community have the same rights and are treated equally. KMAD particularly promotes the involvement of women in all activities to achieve this aim.



Efficiency

KMAD aims to maximise the local benefits of resources, leveraging the Mine's infrastructure rather than setting up parallel systems and evaluation processes to measure improvement and effectiveness.



Integrity, honesty, and transparency

KMAD is open about the way it allocates and uses resources and its dealings with all its partners and stakeholders.

KMAD'S FOUR PILLARS

1

Livelihoods and Economic Development

Fostering the development of local businesses as well as the transfer of skills to key local industries, such as farming.

2

Healthcare Development

Improving healthcare infrastructure to ensure capacity development, funding the training of nurses, and promoting healthy lives.

3

Education Development

Support for educational initiatives, including the development of infrastructure, vocational training and sponsored scholarships.

4

Water and Sanitation

Improving and expanding existing water supply systems, establishing integrated water management systems and promoting improved hygiene and sanitation practices.



KMAD'S IMPLEMENTATION

The Larde District includes the Topuito and Najaca localities. The Topuito locality is home to approximately 21,000 people from 4,200 families and includes the villages of Topuito, Cabula, Hori, Isoa, Mulimuni, Mititicoma, Naholoco, Namicuta, Nataka, Natuco and Tibane. The Najaca locality includes the villages of Cotocuane and Nacucua.

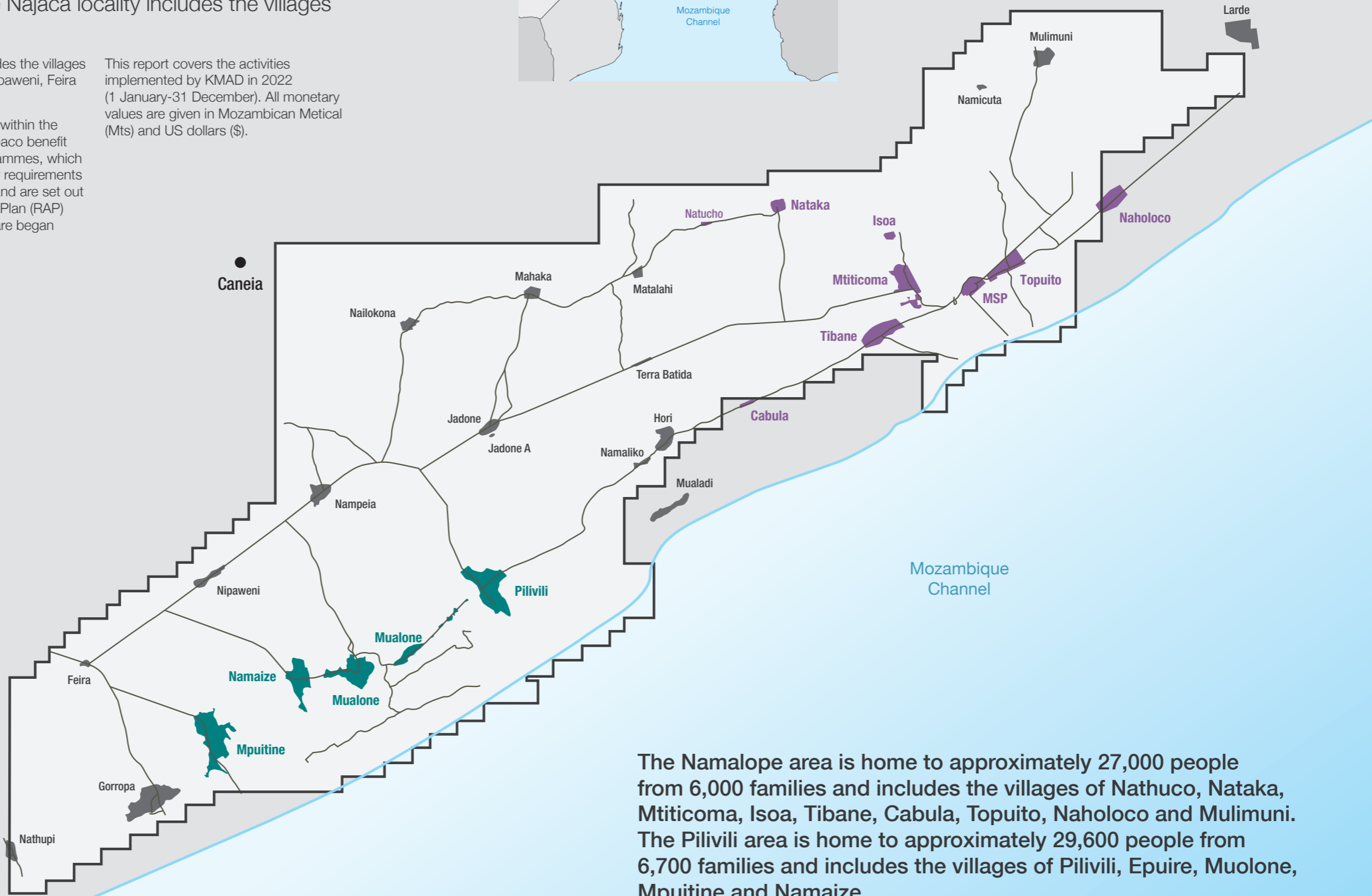
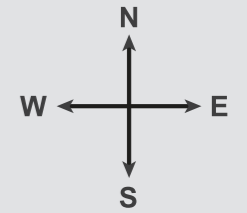
Every three years KMAD develops a Strategic Plan (SP) to guide the development programmes for the following period. 2022 saw the implementation of the first year of the new SP for 2022-2024. The SP focuses on the Namalope area and is developed in conjunction with the communities and district authorities

Moma District includes the Pilivili locality and Mpaco locality. The Pilivili locality is home to approximately 24,000 people from 4,800 families who live in the villages of Pilivili, Epure, Hori, Muolone, Jadone A, Jadone B, Matalahi, Namaliko, Nailocone, Mualadi, Terra Batida, Mahaca, Nampeia, Nathupi, Caneia, Muelahipa and Mpahea.

The Mpaco locality includes the villages of Mpuitine, Namaize, Nipaweni, Feira and Coropa.

Separately, communities within the localities of Pilivili and Mpaco benefit from development programmes, which go beyond the regulatory requirements of the Mozambican law and are set out in a Resettlement Action Plan (RAP) developed before Kenmare began mining in Pilivili.

This report covers the activities implemented by KMAD in 2022 (1 January-31 December). All monetary values are given in Mozambican Metical (Mts) and US dollars (\$).



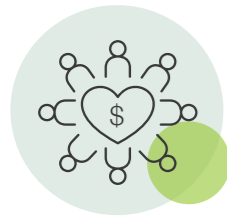
Legend

- Village
- Coast Line
- Road
- 735C Mining Concession
- Namalope Village
- Pilivili Village

The Namalope area is home to approximately 27,000 people from 6,000 families and includes the villages of Nathuco, Nataka, Mtiticoma, Isoa, Tibane, Cabula, Topuito, Naholoco and Mulimuni. The Pilivili area is home to approximately 29,600 people from 6,700 families and includes the villages of Pilivili, Epure, Muolone, Mpuitine and Namaize.

2022 HIGHLIGHTS

KMAD is focused on creating longer term, sustainable benefits for host communities



In 2022, KMAD invested **\$3,000,000**

in community initiatives across Namalope and Pilivili and completed 95% of its planned activities.



THE HIGHLIGHTS IN EACH OF KMAD'S FOUR AREAS OF FOCUS WERE:

Livelihoods and Economic Development



- In 2022, KMAD provided 4.8 million MTS (\$76,000) in interest-free loans, in conjunction with technical training, to help local entrepreneurs establish new micro-businesses
- 23 new micro-businesses funded (18 from 2022, two from 2021 and three for vulnerable groups) with loans ranging from 40,000 to 600,000 Mts (\$600 - \$9,500), are now in operation benefiting 48 people, 38% of whom are women. This makes a total of 94 projects, in operation at year end, directly benefiting 361 people, including 113 women)
- Continued funding for a Conservation Agriculture (CA) programme, supporting over 500 farmers
- Construction of a market in Tibane was started

Healthcare Development



- 21,229 people attended consultations at the Mititicoma health clinic in 2022, an 18% decrease compared to 2021. The health department believe this is a result of reduced Malaria cases in 2022. 60% of patients attended the clinic due to malaria.
- 35,530 consultations were provided at Pilivili Health Centre, which operated for its first year in 2022
- Extensive repairs were made to deal with damage caused by Storm Ana to the Mititicoma health centre and support provided to ensure services were not interrupted
- The laboratory at Mititicoma clinic was equipped and delivered to the authorities, the only lab within a 70-kilometre radius
- Quarterly mobile clinics for vulnerable people continued, 70 vulnerable people attended consultations
- Construction of a maternity unit in Cotocuane was started

Education Development



- Post covid restart of literacy and numeracy project in partnership with Facilitade
- Start of construction of male boarding house, soccer field and staff house at the technical school
- Work at Mititicoma, Cabula and Topuito schools to repair damage from Storm Ana
- Construction and equipping of primary schools in Epuire, Pilivili, Muolone and delivery of new classrooms at Mititicoma and Mputine
- Start of construction of Cotocuane school block and Mititicoma school staff housing

Water and Sanitation Development



- New water system in Pilivili completed
- Expanded Tibane water system and manual pump borehole delivered
- Borehole delivered in Nampeia
- Start of rehabilitation of Nataka water system

KMAD'S RESPONSE TO STORM ANA

In January 2022, the Larde and Moma Districts were hit by tropical Storm Ana, which caused extensive damage to infrastructure such as houses and schools as well as the Mititicoma Health Centre, including the maternity facilities, the pharmacy, external consultations block, paediatrics, and the health technicians' accommodation in Topuito. KMAD immediately provided funds to respond to the emergency and repaired the four damaged schools and Topuito Health Centre.



Seven months after the storm, KMAD handed over the Mititicoma health centre with all the repairs completed. The Director of Health, Mr. Narciso Sandulane, highlighted the impact of the devastation throughout the province of Nampula and in Topuito, and how KMAD's extensive support had played a critical role in helping health services recover.

2022 ACTIVITIES

LIVELIHOODS AND ECONOMIC DEVELOPMENT

KMAD is committed to creating employment opportunities for local people that deliver sustainable economic growth, while not harming the environment. This includes supporting income-generating initiatives such as poultry farms, sewing projects, and community shops. KMAD also supports capacity development, for example transferring new skills and knowledge to local farmers to help them increase the agricultural productivity of their land. The sustainability of proposed businesses is assessed by a forum of local leaders and KMAD representatives.

KMAD also funds business projects to build the capacity of local suppliers to supply the Mine. This allows host communities to maximise the economic opportunities that arise from the presence of the Mine.

Both types of business funding include training in commerce and management for the business owners, as well as technical skills, where required. Continuous monitoring and support are provided even after the loan has been repaid.

In 2022, KMAD provided 4.8 million Mts (\$76,000) in interest-free loans to 23 new micro-businesses across the Namalope, Pilivilil and Mpaco areas (out of a total of 191 proposals received) including two projects from 2021 and three projects for vulnerable families. The total number of income generating projects now supported by KMAD is 89, with an additional five livelihood projects for Vulnerable People, who are not obliged to pay back the loan. These generated revenues of over 42 million Mts (\$650,000) during the year. providing employment or income to 341 people. The additional five projects for VPs provided incomes to 20 people. The Namalope funded projects ranged from grocery and hardware shops to warehousing, mobile banking and laundry businesses.

KMAD recognises that small businesses can face challenges from increased competition or poor management, and this can impact their ability to repay their loans.



The appendix sets out a full list of projects funded in Namalope and Pilivilil, the value of loans provided, and their revenues to date.

Native seeds in Topuito

Machado Seleman Muhante, a married 28-year-old from Mecane in Moma District received financing from KMAD for a project to produce seedlings of native species.

Unable to find a job after completing his training in agricultural extension and development at the Ribauwe Agrarian Institute, in 2018 Machado came to Topuito looking for opportunities.

He knew no one in Topuito and this was his first trip away from home, but he secured a six-month professional internship at Kenmare. This gave him the opportunity to learn about soil preparation, filling and arranging pots and mechanical seed treatment.

Machado learned that KMAD was financing new groups to produce seedlings and decided to form a group of 11 young people from the local community. The group was given training in seedling production from the Rehabilitation department in coordination with the Institute of Agrarian Research, as well as in business management. In 2020, they received financing of 59,925 Mts to fund the construction of a greenhouse to start their seedling production.

There were some challenges at the beginning and some of the group left but after six months Machado succeeded in producing 2100 plants, which earned the group 157,500 Mts.



The Topuito youth nursery now delivers on average **4,000-6,000 seedlings/month** in high season earning **450,000 Mts /month** and **1,000-2,000 seedlings per month** in the low season, earning **150,000 Mts /month**.

Machado is still producing and selling the native seedlings to Kenmare and has fully refunded the initial loan. The native seedlings project has transformed his life, enabling him to build two houses and support both himself and his wife to enrol in university courses.

Mualadi fish conservation project

Albertina João Amade, is married and 30 years old and from Mualadi, and is a member of the local fishing association.

Mualadi, despite being one of the smallest villages in Pilivilil, is in an area rich in marine resources with great potential for fishing businesses.

Like most residents, Albertina grew up in a family of fishermen. For many years they faced difficulties in preserving shellfish because the neighbourhood

had no energy and they had to smoke or dry the products. In the rainy season the seafood did not dry properly, and it ended up going off and they lost income.

In 2021, KMAD invested Mts 2,125,465 in the construction of a fish conservation and processing establishment in Mualadi, which is managed by the Fishermen's Association. A solar panel system powers the freezers that preserve the shellfish.

This project means Albertina's family manages to store **100-150kg of shellfish/month** in high season generating an estimated income of between **18,000-27,000 Mts** and **20-50kg/month** in low season earning an estimated additional **3,600-9,000 Mts /month**. This income has improved her family's diet, housing conditions and pays for school supplies for three cousins and a brother-in-law.



Conservation Agriculture



KMAD continued to support farmers by teaching them Conservation Agriculture (CA) methods to improve agricultural productivity. CA methods include mulching of biomass to create a fertiliser and protection from the natural elements, intercropping, improved diversity of crop types, crop spacing, and not clearing land through burning. They are also provided with good quality seeds to support the growth of resilient and healthy crops and are taught techniques to improve future quality. The contract with AENA (a Mozambican NGO) was renewed and slightly modified with the objective of continuing to support the farmers with production improvements in the rehabilitation areas and providing access to markets starting from December 2022 to October 2024.

Pilivili

Most resettled families have not started using their replacement land despite it being available for planting. Local authorities and KMAD team cross checked and confirmed that 77 out of 850 farmers that have received replacement farmland are currently using the land and technical assistance is being provided.



Other agriculture and livelihood projects

Vegetable project

In 2022, local farmers continued providing vegetables and fruit for Kenmare's kitchen. They produced 18,043kg (2021: 24,250 kg) of vegetables and fruit in a total area of 11 hectares (2021: 21.5 hectares). Of these 5,326 kg were sold to the Mine kitchen and 12,717 kg went to the local market. The farmers earned 1 million Mts (\$16,000) a reduction of 29% compared with 2021, this was due to crop damage from Storm Ana in January 2022.

In addition, fruit suppliers who are not direct KMAD beneficiaries supplied the Mine kitchen with a total of 18,273 kg of various vegetables and fruit, earning 1.1 million Mts (\$17,000) a reduction of 2% compared with 2021. This reduction was due to a fall in orders being placed by the camp catering company, IFS.

Vulnerable people

Across the Namalope, Pilivili and Mpaco areas, KMAD works to enable the inclusion of vulnerable people in the company's community development projects. KMAD defines vulnerability as "people who by virtue of gender, ethnicity, age, physical or mental disability, economic disadvantage or social status may be more diversely affected by displacement than others and who may be limited in their ability to claim or take advantage of resettlement assistance and related development benefits."

KMAD recognises that disadvantaged groups and individuals may find it more difficult to participate in formal engagement activities and benefit from the opportunities arising from the presence of Kenmare's mining operations. KMAD has supported nearly 300 vulnerable people in the Namalope area since 2007. Projects focus on income generation, support for a grocery shop, and support for elderly and female-headed households through donations of chickens, participation in KMAD's CA programme, and vegetable cultivation in nursery plots.

Support for vulnerable people in Namalope

Key projects in 2022 were fruit and vegetable production including the distribution of groundnuts, pigeon pea, and cowpea seeds to 166 vulnerable individuals, scholarships for dependents of vulnerable families and quarterly mobile check-ups for elderly and physically challenged people.

Support for vulnerable people in Pilivili and Mpaco

Support was provided for vulnerable people in Pilivili and Mpaco to produce vegetables, raise goats, as well as through finance for sewing and bakery projects.



Conservation Agriculture farmer

Cristina Santos is a married small-scale farmer with 10 children from Mulimuni.

Like most Mozambicans, Cristina earns her living from traditional agriculture. She participated in the conservation agriculture programme for the first time in 2014 and then took on the role of programme facilitator, raising awareness and motivating other producers.

She started using the techniques in an area of 0.25 hectares and gradually increased this to 2.5 hectares for the 2021-2022 season. She now produces 12,500-15,000 kg of cassava, 500 to 900 kg of peanuts and 300 to 700 kg of beans. Half of the production is used by her family and the other half is sold to help buy school supplies, household products and farming materials and to pay five seasonal employees.



12,500 to 15,000 kg of cassava

500 to 900 kg of peanuts

300 to 700 kg of beans

HEALTHCARE DEVELOPMENT

KMAD believes that ensuring healthy lives and promoting wellbeing at all ages is essential to sustainable development. As a result, KMAD provides funding for healthcare infrastructure improvements, such as building medical centres and pharmacies, donating ambulances, capacity development of medical staff, and community health awareness initiatives.

Community health centre in Mititicoma

The community health centre in Mititicoma, built and equipped by KMAD, has been in operation since 2013 and it serves people living close to Kenmare's Namalope operations. In 2022 KMAD equipped the new laboratory and delivered it officially to communities and local authorities. In January, Storm Ana hit Topuito destroying the roof of the health centre and KMAD financed the repairs and health services are now back to normal.

As part of the Namalope West resettlement plan the construction of a simplified maternity facility in Cotocuane was agreed with host communities. Work has started and is expected to be completed in 2023.

In 2022 just over 21,000 people attended the clinic's outpatient department, 57% of whom were women. This represented a 18% decrease in patient appointments compared to 2021. Of these consultations, over 8,500 were paediatric consultations, just over half of which were for girls.

Malaria continued to be the primary reason for people seeking medical care. As set out below while there was a 57% decrease in total number of tests, there was an overall reduction in the number of people diagnosed with malaria compared with 2021.



	Total number tested		Positive	
	2021	2022	2021	2022
Malaria				
Men	5,191	2,966	3,132 (58%)	1,720 (58%)
Women	5,307	3,588	2,688 (51%)	2,034 (57%)
Male children	3,847	3,513	2,033 (53%)	1,563 (44%)
Female children	4,414	3,513	2,525 (58%)	1,949 (55%)
TOTAL	18,759	18,759	10,378 (55%)	7,266 (54%)



Fever and diarrhoea were the most common illnesses people sought medical attention for, with just over 2,100 adults and children with fever and almost 500 patients with diarrhoea. There were no diagnoses of cholera and four cases of tuberculosis in 2022.

Fewer tests for sexually transmitted diseases (STDs) and HIV were undertaken compared with 2021. Of the patients who tested positive for HIV, 339 patients started treatment with antiretroviral therapy, 52% of whom were women.

Diseases tested	Men tested (% positive)		Women tested (% positive)	
	2021	2022	2021	2022
STDs	153 (88%)	62 (76%)	105 (87%)	58 (25%)
HIV	137 (26%)	138 (31%)	186 (34%)	176(45%)

Mother and child healthcare services

The services delivered by the mother and child healthcare services included pre-natal consultations, family support, births, and midwife educational sessions in both the clinics and the villages. Women giving birth in the clinic decreased marginally in 2022 (682 vs 717). The number of home births increased to seven in 2022, compared to five in 2021.



Community health awareness

The community health programme promotes awareness of health issues, hygiene, and sanitation, primarily through group discussions. The main topics covered related to COVID-19 prevention, including the correct use of masks and improving sanitation; reducing the risk of diarrhoea; reducing the risk of contracting HIV and AIDS; and malaria prevention, with a focus on the correct use of mosquito nets and the need to follow the full malaria treatments prescribed. Other topics covered included tuberculosis, maternal health, nutrition and family planning.

In 2022, community volunteers and midwives conducted 31 (2021: 167) sessions in the health clinic and 2030 (2021:800) sessions in the villages.

The number sessions in the clinic reduced because the health centre was hit by Storm Ana. 1407 community members attended community health sessions in the clinic and 23,806 attended sessions held in the villages.

Pilivili health centre

KMAD handed over the fully completed and equipped health centre in 2021 so 2022 was its first full year of operation. The centre includes a maternity facility, a main treatment unit, two sizable houses for medical staff, and water and solar power supply for each building.

In 2022 over 35,000 people attended the clinic's outpatient department, 59% of whom were women. Of these consultations, over 12,758 were paediatric consultations (6,449 female).

Pilivili Malaria instances

	Total number tested	Positive
Men	4848	2729 (56%)
Women	5471	2482 (45%)
Male children	4301	2819 (65%)
Female children	4871	2922 (60%)
TOTAL	19,491	10,952 (56%)

Patients attending the clinic

Complaints	Adults	Children
	2022	2022
Fever	4,231	3,237
Diarrhoea	231	321
Cholera	0	0
Tuberculosis	14	0

Number of patients tested for STDs and HIV

Diseases tested	Total number of men tested	Men positive result	Total number of women tested	Women positive result
Sexually transmitted diseases	217	103	195	90
HIV	1535	412	1749	468

Of the patients who tested positive for HIV, 880 patients (468 women) started treatment with antiretroviral therapy.

Staff professional development and funding

KMAD financed 27 nurses on nursing courses in 2019. Of these, 17 were employed by the district health authorities. In an MoU with the Government KMAD agreed to support the salaries of these nurses to October 2022 and ten were transferred to the Government's payroll by year end and the remaining five will continue to be supported until the end of Q1 2023.

Mother and child healthcare services

The services delivered by the mother and child healthcare services were as follows:

Mother and child healthcare services	2022
Total patients received	5,127
Patients who attended pre-natal consultations	2,030
Patients who received family planning support	1,875
Number of births in the clinic	1,215

Community health awareness

Based on the MoU signed with health authorities five health volunteers are working on Pilivili deposit and they provided 600 sensitisation campaigns (303 in the community and 297 in the health centre). A total of 13,834 (7,189 females) attended and themes were: Covid prevention, malaria and diarrhoea prevention treatment, sanitation, family planning, importance of pre-consultation, child vaccination calendar, birth related risks in the communities, HIV-AIDS prevention and treatment.

EDUCATION DEVELOPMENT

KMAD believes that ensuring all children have a good quality education is the foundation for sustainable development. As a result, KMAD funds the building of classrooms and other educational infrastructure, supports capacity development of teachers, and sponsors scholarships for further education that would not otherwise be accessible within the local area.

Quality of primary education support

KMAD contracted a Mozambican NGO, Facilidade, to undertake a programme to improve the quality of primary education in the locality. Facilidade is based in Nampula with experience in education methodologies to improve the quality of learning in schools. The programme was restarted after being suspended in 2020 due to COVID and 760 (407 females) Grade 3 pupils attended. All seven primary schools in Topuito locality were part of the programme which combines creative, interactive and game-like activities with the objective of successful and rapid progress in reading, counting and calculation skills. The programme puts children into groups based on an assessment of their skills. Facilidade's first assessment showed that of the 760 Grade 3 students participating in the programme only 6.6% were able to read letters, words, simple paragraphs, and stories and on numeracy 29.6% recognised numbers of one or two algorithms and were able to complete addition, subtraction and multiplication.

By the end of the year the students were reassessed and showed the following improvements:



Literacy:
6.6% increased to
33.6%



Numeracy:
29.6% increased to
47.1%



School construction: Namalope

The additional new school block in Mititicoma was completed, equipped with 105 benches, and handed over to communities and authorities.

In Cabula, Mititicoma, Topuito and Nahocolo the old school blocks lost their roof during Storm Ana in January 2022. KMAD repaired the damage, and the schools are back to their normal operation. Construction of phase three of the Namalope technical school was initiated.

As part of Namalope West resettlement plan the construction of school block in Cotocuane was agreed with host communities. The construction has started and is expected to be delivered in 2023.

In 2022, KMAD provided school materials to almost 6,000 pupils and 78 teachers in the Namalope area, a 13% increase over 2021.

School construction: Pilivilil

In 2022, KMAD financed the construction of new school blocks in Pilivilil, Muolone and Equire.



School construction: Pilivilil

In 2022, KMAD financed the construction of new school blocks in Pilivilil, Muolone and Equire.



Pilivilil primary school

Santos Marcelino Praça is a teacher and has been the Director of the Primary School of Pilivilil since 2021.

In the past, students had to travel from Equire to study at the Pilivilil Primary School, which is 3km away. Due to population growth, the community built two rooms from locally available material (wattle and daub) and attached them to the primary school in Pilivilil so their children could study here. In 2021 these classrooms were categorised as the Equire Primary School.

In accordance with the social projects agreed in the Pilivilil Resettlement Plan, KMAD built a school block consisting of three classrooms, administration and toilets and desks for pupils and teachers and a meeting table for planning.

Santos Marcelino explained the benefits the improvements have brought. "The new block of classrooms brought comfort to students and teachers. In the old room, about 68 children sat on the floor and in winter we suffered from the lack of doors and windows. The teachers did not have their own room and the chalkboards were improvised. Without toilets, the children had to return to their homes to relieve themselves and the teachers always relied on the goodwill of neighbouring houses since they do not live in Equire. The new reality has changed the school life of my students and teachers.

We have three equipped rooms that comfortably fit 70 students/room sitting at desks, not counting the administrative part where teachers have their own room and not only that, the Directorate and the pedagogical department have individual work offices, a place for files as well as a student office. The restrooms have improved attendance as no one has to go home to access the restroom. Before, we had ten dropouts per year, but with this new block we did not have more than five students drop out in this first year which makes me believe that the new block is an incentive for teachers and especially for students."



Scholarships

Namalope

In 2022 KMAD supported 135 existing scholarships and 78 (28 for vulnerable people) new scholarships for secondary school students.

The 143 students at Topuito Secondary School had a 93% pass rate, with the remainder either dropping out or failing the year. Of the 42 students at the Moma Secondary School, there was a 95% pass rate with the remainder failing the year. From the 28 dependants of vulnerable families there was a 79% pass rate, one passed away, two failed and three dropped out.

In 2022, five students (two female) were selected for full university scholarships and five for partial scholarships.

KMAD is currently sponsoring a total of 15 students at university.

Pilivili and Mpago

In Pilivili and Mpago 22 students (12 females) were selected for the secondary school scholarship, and they achieved a 100% pass rate.

Technical school

KMAD also supports skills transfer through vocational training, primarily through the Topuito Technical Training College. KMAD funded its construction and equipment between 2018-2020. The College is open to all, and students can obtain a Vocational Certificate-Level 5 qualification in mechanical construction, electrics and industrial electronics, or civil

construction. In 2022, its fourth year of operation, the College had a total of 244 students enrolled, 34% of whom were girls.

The construction of a male boarding school, soccer field and two houses for technical school teachers was started in 2022 and is expected to be delivered in the first term of 2023.

Sports and culture

Namalope

Soccer equipment was distributed to 26 teams (12 female) that are involved in the local championship. Prizes were given to the first three male and female winners. Support was also given to the Larde District soccer championship along with prizes for cultural and sports prizes at secondary school level. Soccer uniforms and socks were distributed to five (four from Pilivili and one from Mputine) teams that are involved in the district championship.



WATER AND SANITATION

Water is a new strategic pillar in the 2022-2024 KMAD Strategic Plan and several programmes and initiatives aim to make progress with access to clean water.

Since its inception, KMAD has drilled 30 boreholes, supplying clean water to approximately 24,000 people. Previously, local women and children had to travel long distances to collect water from local rivers.

Sanitation is another important focus and KMAD has been working with the Mine's host communities and local authorities to overcome sanitation-related issues during recent years. One issue is the quality of water from some boreholes, which tests have shown to contain levels of nitrates, faecal coliforms, and iron levels above the World Health Organisation (WHO) recommended limits for human consumption. This is connected to the lack of latrines and the sanitation habits of local communities, a situation compounded by the increased population influx over the last 10 years and lack of capacity among the local authorities to manage the water resources.

KMAD is working as a catalyst to help solve these issues and find sustainable solutions. The local community Water Committees need to grow their capacity to manage charging community members for water consumption to finance the maintenance of water infrastructure.

An extension to the water system in Tibane was initiated in 2021 was completed and delivered to community and authorities.

In 2021 KMAD engaged SNV to review the water and sanitation infrastructure in Topuito. Based on the findings of their report KMAD contracted AMASI, an NGO based in Nampula with over ten years' experience implementing water and sanitation programs in Mozambique with a special focus in Nampula province, to carry out the recommendations in 2023.



Pilivili

The Mputine borehole is still to be finalised. The assessment shows that the best option is to transform the wells into a small water system. The drawings were approved by the local authorities and the project is being executed.

The Nampeia borehole was finalised and delivered to community and authorities.

The Pilivili water system is essentially complete, and delivery is scheduled for January 2023. The contract for a water system in Muolone has been finalised.

The rehabilitation of Epuire water system was not completed because communities have changed their request to manual boreholes. A new contractor is conducting geophysical studies for the drilling of these boreholes.



Tibane water access

Matina Assane Mussevele, 38 years old, is the mother of six children and was born and raised in Tibane town, Topuito locality.

Matina says that before the installation of the water supply system in the neighbourhood of Tibane Expansion, she travelled approximately 1.5 km every day to draw water from the traditional well located near the swamp. The wait at the traditional well could be more than five hours due to the queue or if the well was recharging slowly. She needed a lot of water for her daily tasks, but only managed to carry a maximum of 40 litres per day at times when the well had water. It was cloudy, smelly and in the rainy season it caused illnesses such as diarrhoea and stomach problems.

Now the neighbourhood has a water supply system built by KMAD, which means Matina does not need to be far from the house for long periods of time as there is clean and healthy water at the agreed

hours from 6-8 am and from 3-6 pm. Matina belongs to the System Management Committee group and, among other tasks, this body requires the community to pay a monthly fee of 30.00 Mts per family. This is used for the purchase of Credilec (electricity), system maintenance and the remainder is saved by the committee.

"On behalf of the entire community of Tibane Expansion, I am immensely grateful to KMAD for having minimised the suffering, especially for women, caused by the previous problem of time, distance, quantity and quality of water. I hope that KMAD continues investing in high impact projects such as this one."

SOURCES AND USES OF FUNDS FOR THE YEAR ENDED 31 DECEMBER 2022

Sources of funds	2021	2022
Kenmare Resources plc and other subsidiary companies	2,296,975	2,976,105
Third Party Donations	3,440	54,902
Deposit interest	407	495
TOTAL	2,300,822	3,031,503

Uses of funds	2021	2022
Health Infrastructure Projects	141,220	705,621
Pilivilil RAP - School Support	217,938	505,849
Employee Salary Costs	211,650	292,805
Technical Training Centre	82,869	278,236
Small Business Support	95,776	98,067
Water & Sanitation Projects	57,411	87,007
Nam West - Other infrastructure	-	79,259
Pilivilil RAP - Sanitation	213	245,867
Primary Schools Infrastructure	150,557	39,776
Local Governance	19,316	43,386
Scholarships	52,324	46,833
Nam West - Health Infrastructure	-	93,162
Agricultural Prod & Diversif	152,437	76,211
Pilivilil RAP - Governance	55,893	33,309
Nam West - Education Infrastructure	-	95,105
Technical Assistance	49,474	34,620
Office Supplies	12,579	23,400
Travel & Accomodation	24,020	34,785
Educational Capacity Building	11,862	112,710
Pilivilil RAP - Projects	35,051	22,567
Sports & Social	23,474	29,341
Nam West - Income Generating Projects	-	8,652
Vehicle Running Costs	9,787	7,304
Community Radio	6,009	7,036
Fuel Costs	4,225	7,994
Storm Ana	-	71,490
Vulnerable groups	20,970	4,173
Miscellaneous Costs	4,406	10,273
Pilivilil RAP - Vulnerable	1,068	2,878

Educational Support Projects	1,113	17,575
Nam West - Land Access Projects	-	182,370
Pilivilil Road Rap - Schools	285,664	55,466
Pilivilil RAP - Health Centre	261,139	-773
Pilivilil RAP Expenditures	1,826	1,395
Pilivilil RAP - Agriculture	220	465
Pilivilil RAP -Scholarships	-	1,663
Communication	972	132
Pilivilil Road RAP	2,049	55
Other Community Projects	-	8
Poultry Project Eggs	47	-
Poultry Project Broilers	-16	-
Horticultural Project	-	-
Abattoir Project	-	-
Sewing Project	-	-
Bee Keeping Project	-	-
Cashew Support Project	-	-
Fishing Project	-	-
Cyclone Donations	-	-
Livestock and Fishing Projects	-	-
FMO Sponsored Health Costs	-	-
Staff training	980	-
Covid-19	344,197	-
Pilivilil Road RAP-Other costs	-	-
Pilivilil RAP - Other Costs	548	-
Nam West - Water and Sanitation Projects	-	47
Other Employee Costs	-	-
Pilivilil Road RAP - Projects	26,790	-1,438
TOTAL	2,366,061	3,354,682

Changes of funds	2021	2022
Surplus/(deficit) of funds for the period	-65,239	-323,180
Bank Charges	743	1,496
Foreign Exchange (Gain)/Loss	-21,512	-1,323
TOTAL	-44,470	-323,353

CHALLENGES FACED DURING 2022 ACTIVITY PLAN

The main challenges were principally related to difficulties in shortlisting reliable contractors who can execute water system projects, causing delays in their implementation. Storm Ana and cyclone Gombe affected farmers' production, and destroyed health and education infrastructure as well as the access from Nampula to the site causing delays to the construction work as most materials come from there.

APPENDIX

Summary of activities implemented

The following table provides detailed information regarding the implementation status of KMAD's community projects during 2022.

1. Livelihoods and economic development

1.1 Funding income generating projects

Areas / activities	Indicators	Expected outcome
1.1.1 Funding 10+2 community income generating projects	N° of businesses funded N° of beneficiaries	New small businesses established. Existing projects operating successfully and independently

Outcome and comments:

Forms were distributed and 87 project proposals were received.

Eight out of 14 projects approved have been financed, namely:

- Eggs in Mititcoma
- A grocery shop and a grocery and domestic items shop in Topuito
- A food shop in Naholoco
- A second-hand clothing shop in Cabula
- A domestic utensil shop in Nataka
- A hens project and shoe shop in Nathuco

Two of the chosen projects were not progressed:

- Selling of Mpesa (mobile credit) in Nataka because the beneficiary passed away.
- Butchery in Naholoco due to false declarations from the beneficiary who claimed that he had premises he could use for the business and this turned out not to be the case.

The following projects are still being financed:

- Isoa projects – Eggs (2020), a grocery shop (2021) and a sea food shop and secondary grocery shop from 2022 have been approved but it was decided to postpone these until after the resettlement of the village was complete (the resettlement took place in November 2022)

- Laundry from Mititcoma
- Vegetable production from Mulimuni

The following projects from 2021 were financed:

- A second broiler project in Topuito after ascertaining there was sufficient demand
- A small seafood shop in Nathuco

At the beginning of 2022 there were a total of 10.9 million Mts in outstanding loans to small businesses. A further 3.7 million Mts (\$59,000) was invested in new businesses in 2022, of which 210,000 Mts (\$3,300) were provided by the business owners and 3.5 million Mts (\$56,000) by KMAD. In total there are 66 operational projects in Namalope directly benefitting a total 283 people (90 women). KMAD received repayments of 1.6 million Mts (\$25,000), with 1.4 million Mts (\$22,000) being for loans from previous years and 194,000 Mts (\$3,000) from the 2022 loans. Depending on the terms of the business loan, repayments can be scheduled over a period of between 12 months and three years.

Six businesses completed their loan repayments from previous years, namely: two community nurseries in Topuito, one community nursery in Mititcoma, one in Mulimuni B and one in Larde as well as the Mititcoma hardware store.

Two businesses from previous years closed namely: goat selling and second-hand clothing from Nataka (both due to bad management). This led to the writing off 216,000 Mts (\$3,400) in loans.

Non-operational small business owners, although having closed the businesses that were financed, are still making their loan repayments (Naholoco carpentry, eggs, hardware store (concluded), and Topuito fish and prawns processing).

Outstanding loans with active businesses at the end of 2022 stood at 13 million Mts.

Summary of economic development and livelihoods projects

In general, the small businesses performed well, but there were several Covid related challenges.

Broiler project

The poultry projects performed well compared to previous years as chicks were provided on time by the supplier and as the growth of small bars and restaurants is increasing the demand for chickens in Topuito. As a result, the broiler projects (Topuito,

Naholoco and Mititcoma) managed to do four planned cycles during the year. In 2022 Topuito sold 3,027 chickens yielding a total of 760,000 MTs (US\$12,000), Naholoco 1,095 yielding 375,000 (\$5,900) Mititcoma sold 1,806 earning 608,000MTs, (US\$ 9600). representing a 492% increase compared with broiler project incomes in 2021. Nataka have made a request to change the business as after losing a large portion of chicks during transportation in 2021, meaning the owner was not able to continue the business. The request to change the business under assessment.

Sewing project

The sewing projects are still the most stable of the projects and in 2022 the groups produced a total of 87,102 items of which 376 were school uniforms for KMAD scholars and the remainder were calico bags and embroidered t-shirts yielding 3.7 million Mts (\$58,000), a reduction of 9% compared with 2021 (2021: 4 million Mts (\$63,000)

Shops and other income generating projects

The performance of the grocery shops varied from village to village but in general they are performing well. The bakery in Mititcomais in operation although the refurbishment is still to be finalised. The native seed suppliers are supplying casuarina saplings. The guest house at Mititcomawas fully booked over the year, providing accommodation to Kenmare contractors.

Areas / activities	Indicators	Expected outcome
1.1.2 Training on project design in all villages	Training sessions held in all 10 villages	Well thought out small business proposals received

Outcome and comments:

Nine villages were trained in designing project proposals and as a result 87 (20 from females) projects were submitted for financing.

1.1.3 Training in small business management for new and refresher for existing projects	N° of beneficiaries	Training in basic business skills and design proposals completed
--	---------------------	--

Outcome and comments:

The training was completed for all 14 projects approved in 2022.

1.1.4 Refresher training in small business management for Monitors & Community Development Officer	N° of monitors receiving refresher training ° of beneficiaries	Capacity building sessions for Monitors and Community Development Officer so they can provide better assistance, monitor the small business in each village.
---	--	--

Outcome and comments:

Two partner organisations were identified and proposals are expected to be received at beginning of 2023 in order to execute the training by March 2023

Areas / activities	Indicators	Expected outcome
1.1.5 Strengthening and expansion of income generating projects	N° of projects identified	2 Projects extended and/or strengthened (improved sustainability/profitability)

Outcome and comments:

No project submitted proposals

1.1.6 Finance projects identified by KMAD	N° of projects identified N° of beneficiaries funded	Two projects funded identified by KMAD
--	---	--

Outcome and comments:

A child care project was identified and discussions regarding the potential site of construction are ongoing.

1.1.7 Support for monitoring of small businesses (communication for monitors)	Indicator needed N° of monitors which received airtime	09 monitors receiving airtime
--	--	-------------------------------

Outcome and comments:

All monitors have received airtime from January to December



Areas / activities	Indicators	Expected outcome
1.2 Agriculture production and diversification		
1.2.1 Expansion of orchids	N° of beneficiaries Orchids being cultivated	Promote the expansion of orchids Create additional sources of income

Outcome and comments:

- 160 orange and tangerine trees were distributed to nine vulnerable (eight elderly and one physically challenged) families, in Natuco and Nataka

1.2.2 Promote Conservation Agriculture practices – in partnership with AENA	Diversity of food Crops being cultivated No of beneficiaries Area under cultivation New crops introduced Yields per ha	Consolidate practices with the 250 ha cultivated under CA Improved yields by farmers
--	---	---

Outcome and comments:

For the season 2021-2022, farmers bought 600kg of seeds and KMAD topped this up with 3,545 kg of seeds for a variety of crops.

Based on the final report provided by AENA and the detailed audit carried out on the conservation agriculture project, the number of beneficiaries was 507 in an area of 206.9 hectares (verified by a team of KMAD and AENA undertaking field visits). The number of participants is less than reported in 2021 due to a duplication of registrations verified during the auditing by the KMAD and AENA team. Yield measurements for groundnuts, cowpeas and juko beans crops were carried out in all communities, using 157 farmers as samples (each farmer with two plots with dimensions of 5m*5m corresponding to 50m²). On average the farmers produced 700kg/hectare of groundnut, 567kg/hectare for cowpeas. According to the 2020 Relatório do Inquérito Agrícola Integrado (Integrated Agricultural Survey Report), the average yield of groundnut and cowpea in small farmers is around 619kg/ha and 427kg/ha, respectively. The data shown on the yield in the fields of small farmers in Topuito showed an average increase for peanut and cowpea crops in the order of 13% and 32% respectively compared to standard average small farmer yields. This result is due to the adoption of two principles of conservation agriculture namely: minimum tillage and intercropping/crop rotation.

In summary, the 2021/2022 crop production season produced a total of 603,570kgs vs 1,951,443 during last season, which represents a decrease of about 69% due to cyclones Ana and Gombe which destroyed many of the crops planted.

The table below shows the results for the 2021/2022 season.

Nr.	Villages	Groundnut		Cowpeas		Rice		Maize		Bombara nut		Pigeon Peas		Cassava		Muncuna/Fava	
		CA	TD	CA	TD	CA	TD	CA	TD	CA	TD	CA	TD	CA	TD	CA	TD
1	Nataca	7722	4077	2643	2291	4296	3615	378	256	1613	1210	489	372	44285	23347	427.5	276
2	Nathuco	23139	11553	2739	2518	2700	1359	420	243	1045	788	523	381	49400	31376	311	205
3	Naholoco	9123	4965	2684	2173	4689.4	3736.6	-	-	4671	3148	346	219	29220	23347	478	326
4	Mititcoma	5522	6130	589	451	-	-	-	-	319	204	-	-	28416	23281	223	109
5	Isoa	-	-	-	-	-	-	-	-	-	-	-	-	-	-	-	-
6	Mulimuni	325	1393	162	218	544	397	-	-	819	630	375	161	26330	21781	145	112
7	Cabula	12382	7080	1223	859.5	293	188	-	-	505	427	188	126.5	16900	12460	258	192
8	Tibane	7109	3110	1109	756	1997.5	1243	-	-	771.3	539	157	89.5	19412	14541	321	205
9	Topuito	19864	5477	2672.7	1712	5608	3867	-	-	329.5	200.4	-	-	42450	37000	568	379
TOTAL		85186	43785	13821.7	10978.5	20127.9	14405.6	798	499	10073	7146.4	2078	1349	256413	187133	2731.5	1804

CA = conservation agriculture and TD = traditional practices

Areas / activities	Indicators	Expected outcome
1.2.4 Vegetable production	Quantities of vegetable produced and sold to IFS and local markets	20% increase in production and sales compared with previous year (baseline: 24,250 kg)

Outcome and comments:

In 2022, the farmers continued providing vegetables and fruits for Kenmare's kitchen. They produced 18,043 (2021: 24,250kg) of vegetables and fruit in a total area of 11 hectares (2021: 21.5 hectares). Of these 5,326.50kg were sold to the mine kitchen and 12,717kg sold to the local market. The farmers earned a total of 1 million Mts (US\$ 16,000) a reduction of 29% compared with 2021.

In addition, fruit suppliers who are not direct KMAD beneficiaries supplied the mine kitchen with a total of 18,273 kg of various vegetables and fruits, earning 1.1 million Mts (US\$ 17,000) a reduction of 2% compared to 2021. This reduction was due to a fall in orders being placed by the camp catering company, IFS.

1.3 Support to vulnerable groups

1.3.1 Direct support for Female Headed Households (small businesses, vegetables) and Support to elderly and physically challenged groups.	N° of new projects supported N° of beneficiaries	New initiatives commenced/ ongoing support
--	---	---

Outcome and comments:

166 vulnerable families were participating in the CA project at year-end. 498 kg of seeds were distributed for the 2021/2022 production season. 22.1 ha was cultivated in CA as a result, 7ha planted with approximately 8,500kg of groundnut and cowpeas. The remaining 15ha was planted with cassava which will only be harvested in 2023.

A goat project was identified but families advised they would not be able to implement it as the goats would be stolen by neighbouring communities. A business plan for a tailoring project was submitted from Mulimuni but this project has been done in the past and there were no clients with financial capacity to pay for the services so this project will not be financed. The grocery shop in Cabula and Tibane broiler project generated revenues of 420,000 (\$6,600) with 16,500Mts (\$300) paid in salaries and Mzn 204,000 (\$3,200) profit. Although the Tibane broiler project generated income for eight months it was closed due to bad management. From the Mzn 150,000 invested, Mzn 92,000 was recovered.

In 2022 there were registered 411 new births of chickens, 309 deaths, 1,001 were eaten and 53 sold to buy other products needed by the business owner. The balance at the end of the year was 168 hens, which represents a decrease of 84% on 2021.

In the beginning of 2022 there was 334 ducks, during the year 119 were born, 32 died and 398 were consumed leaving a balance of 25 ducks

74 vulnerable people, produced in an area of 2.8 hectares. In total 3,600 kg of vegetables were produced in 2022, a 7% decrease compared to 2021.

Over 100 orange and tangerine trees were distributed to nine vulnerable families in Natuco and Nataka

1.3.2 Poultry repopulation for 12 families	N° of new projects supported	Hens be raised and reproduced/sold
---	------------------------------	------------------------------------

Outcome and comments:

Government has set a limit on providing technical assistance to large numbers of beneficiaries on the hens' project. Also the families have not been following the principles sustaining a viable brood of chickens by consuming too many before they could breed. For these reasons KMAD is not increasing the number of beneficiaries in this initiative.

Areas / activities	Indicators	Expected outcome
1.3.3 Bursary for secondary school for one minor per vulnerable family	N° of bursaries	50 Bursaries granted

Outcome and comments:

- 28 are being supported on the secondary school scholarship programme.

It was not possible to reach the target because the number of dependents studying at secondary level was low.

1.3.4 Quarterly mobile health clinics	N° of clinics N° of consultations	Improved access to health care
--	--------------------------------------	--------------------------------

Outcome and comments:

- Four held. 70 (58 elderly, six physically challenged, six female-headed households) attended each quarter

1.4 Good governance

1.4.1 KMAD monitoring sessions with all stakeholders	N° of sessions organized N° of people attending the meetings	Facilitation of three monitoring meetings per year with SCO, Government and communities undertaken
---	---	--

Outcome and comments:

Due to the unavailability of authorities two sessions were held and attended by Community Leaders, Provincial MIREME, District Government, SCO and Provincial Assembly. At the first meeting on 01 June the KMAD strategic Plan 2022-2022 was signed off by all involved stakeholders. On average 48 people attended the monitoring session

1.4.2 Local Governance capacity development training: partnership with NGO	NGO identified and training programme established	Improved management capacity in District Government
---	---	---

Outcome and comments:

An NGO for this was identified and a programme agreed with KMAD. However, the District authorities did not wish to proceed. This was therefore converted into financial support to District Government activities. KMAD supported the Government on the following initiatives:

- 40 kg of cement and pipes for rehabilitation of a bridge
- Refresher training for 53 adult literary facilitators
- Larde cultural festival
- Maintenance of Larde Administration vehicle
- Purchase of plants on world environmental day
- Government ordinary session which aims to assessment the performance of public services
- Training for leaders and traditional influencers
- Supported Moma and Larde district on the infrastructure rehabilitation post Storm Ana.

Areas / activities	Indicators	Expected outcome
1.4.3 Support to local governance	N° of initiatives supported	Supported provided by KMAD to local Government, including logistical support

Outcome and comments:

30L fuel monthly granted to chief of the Locality, SDAE and SDPI – Larde for the execution of their activities. Salaries and fuel paid by KMAD for SDPI technician.

1.4.4 Training of local leadership in implementation of urban plan	Training sessions held	Improved support to SDPI technician monitoring implementation of the urban plan
--	------------------------	---

Outcome and comments:

Training for local leaders on land organization will take place in January 2023.

1.4.5 Technical training and institutional support to community radio stations	N° of programmes “A voz de Topuito” broadcasted in the radio	KMAD development programmes being broadcast by both radio stations Support provided to both radio stations Repairs to Moma Radio Station completed Training of radio station staff completed
--	--	---

Outcome and comments:

Refresher training was provided for 14 radio staff on radio operation and management.

Over the year Radio Macone and Larde broadcasted the following :

World soil day, Covid-Omicron symptoms, stop water waste, interaction with pedestrians and vehicles, malaria prevention, delivery of Mputini school block, refreshment training for health volunteers and midwives, submission of proposals for income generation and selection of secondary and university grantees, road safety - driving on the public road and villages, basic first aid after car accident, raining season precaution; delivery of primary school material Topuito, Piliivil e Mpaco, prevention of high blood pressure, safe chemical handling, 1st June celebration, world environment, scholarship for vulnerable dependents, defensive driving, public consultations for TSF and Nataka deposit, importance of sustainable land use management, delivery of Tibane water system, 10 million hours LTI free achievement, world hepatitis day, business management training for income generation projects, malaria indoors spraying program, chronic diseases, land hand back process, results of first cycle on Facildade program, importance of pulverization and its calendar, habitat conservation, training for producer of native seeds in Piliivil, delivery of Epuire school block, Aids world day, health fair, delivery of prizes at secondary school soccer championship, safety behaviour during festive season, world fisheries day event, awareness on HIV-AIDS, delivery of Piliivil and Muolone school block, final of local soccer championship.



Areas / activities	Indicators	Expected outcome
2. Healthcare Development		
2.1 Community health awareness support		
2.1.1 Subsidies for volunteers and midwives	N° of volunteers and midwives paid subsidies.	Support provided to 20 volunteers and 16 midwives. Subsidies paid by KMAD

Outcome and comments:

Subsidies paid out to all 20 volunteers and 15 midwives from January-December. One midwife has left and will be replaced after training that took place in December;

2.1.2 Support to education and awareness campaigns	N° of Sessions facilitated by the volunteers and midwives N° of people targeted by gender N° of people referred to the clinic	Nine villages of Topuito fully informed on how to prevent Malaria and other common diseases Themes addressed
--	---	---

Outcome and comments:

During 2022 the volunteers and midwives conducted 2,061 education and awareness sessions. Topics covered were COVID-19, HIV, malaria, STDs, cholera and diarrhoea prevention. Due to COVID-19, the sessions were done in small groups. The midwives and volunteers reached a total of 25,213 participants (15,958women). Community members participated as follows:

- Naholoco 2,392 (1,487 females)
- Mulimuni 2,422 (1,543 females)
- Topuito 3,916 (2,629 females)
- Mititcoma 2,595 (1,643 females)
- Tibane 3,852 (2,380 females)
- Cabula 2,988 (1,862 females)
- Nataka 3,806 (2,366 females)
- Natuco 3,245 (2,019 females)

Areas / activities	Indicators	Expected outcome
2.1.3 Training of community health volunteers and midwives	N° of training and refresher sessions Topics/areas covered on training sessions	Capacity building sessions completed for health volunteers and midwives so they can conduct education sessions Appropriate methods and materials used during sessions

Outcome and comments:

Two refresher training sessions conducted and the topics covered were as follows:

- Diarrhoea
- HIV
- Tuberculosis
- Malaria
- COVID-19
- Epidemiological surveillance
- Maternal health

2.2 Health centre support

2.2.1 Nurse salary payment	No of nurses allocated in District health facilities No of salaries being covered by KMAD	Nurses allocated in district health facilities
-----------------------------------	--	--

Outcome and comments:

Salaries paid for five nurses from January-December 2022. The MoU that was due to expire end of October was extended to April 2023

2.2.2 Ambulance maintenance and logistics	Number of times serviced Quantity of fuel provided	Ambulance operational Fuel costs supported by KMAD Ambulance maintained on a periodic basis
--	---	---

Outcome and comments:

1500 litres of fuel were provided over the year and one service carried out.

2.2.3 Malaria indoor spraying	N° of spraying campaigns	Increased protection against malaria
--------------------------------------	--------------------------	--------------------------------------

Outcome and comments:

Spraying took place in April and October in both Topuito and Piliwili

Areas / activities	Indicators	Expected outcome
2.2.4 Transforming and equipping old maternity block into a laboratory.	Equipment provided	Health Centre equipped with laboratory prepared to do clinic analyses Improved health care services at local clinic Infrastructure transformed Equipment purchased Mobilisation of laboratory technician Tuberculosis, malaria, cholera, haemoglobin, anaemia, and hepatitis analyses provided

Outcome and comments:

The new laboratory was delivered and the following equipment was provided, installed and (where required) tested: biochemist microscope, hemogram, fridge for samples and blood conservation and chairs for blood donation.

21,229 patients attended the clinic during the year, of which 9,178 appointments were for general consultations, 3,588 for maternity consultations and 8,463 for paediatric consultations.

13,838 individuals visited the health centre for malaria tests. Of these, 6,554 were adults (2,688 females) and 7,284 were children (3,771 females). Of the total tested, 3,754 adults (2,034 female) and 3,512 children (1,949 female) tested positive.

In terms of other complaints registered:

- 2,116 cases of fever
- 212 cases (125 females) of diarrhoea in adults and 264 cases (111 females) in children
- 838 individuals were tested for HIV, of these 757 were adults (358 females) and 81 were children (35 females). Of the total tested, 295 adults (168 females) and 19 children (8 females) tested positive.
- 339 started ARVT (179 females)
- 310 men and 228 women were tested for STIs. 120 men and 58 women tested positive for STIs
- The clinic registered 1,557 pre-natal consultations, 1,322 family planning consultations and 382 births

2.2.5 Storm Ana Repairs	Infrastructure repaired	Full services restored
--------------------------------	-------------------------	------------------------

Outcome and comments:

Mititomahealth Centre lost its roof (waiting area, houses and maternity) during Storm Ana in January 2022. KMAD provided temporary shelter (tents and gazebos) so basic services were maintained and provided storage facilities for equipment and medicines. KMAD financed and hired a contractors to repair the damage and work was concluded in Q3 2022.



Areas / activities	Indicators	Expected outcome
3. Education development		
3.1 Human capital development		
3.1.1 Quality of primary education support - in partnership with Facilidade	Percentage of pupils with ability to read and do calculations Percentage of teachers with WN-technique teaching skills	75% of pupils of grade 3 knowing how to read and do calculations 80% of teachers with WN-technique teaching skills

Outcome and comments:

KMAD contracted a Mozambican NGO, Facilidade, to undertake a programme to improve the quality of primary education in the locality. Facilidade is an organisation based in Nampula with experience in education methodologies to improve the quality of learning in schools. The programme was restarted after being suspended in 2020 due to COVID and 760 (407 females) grade 3 pupils attended. All seven primary schools were part of the programme which combines creative, interactive, and game-like activities with the objective of a successful and rapid progression of reading, counting and calculation skills. The programme puts children into groups based on competency. To do that Facilidade assessed the reading, calculation and writing skills of each child to determine which level a child should be integrated into. On literacy the assessment determines if the child is capable of reading letters, words, simple paragraphs, or stories and on numeracy if the child recognises numbers of one or two algorithms or if they can do addition, subtraction, multiplication, and division operations. Facilidade's first assessment showed that of the 760 grade 3 students participating in the programme only 6.6% were able to read letters, words, simple paragraphs, and stories and on numeracy 29.6 % recognised numbers of one or two algorithms and were also able to complete addition, subtraction and multiplication. By the end of the year the students were reassessed, and the following improvement results were found:

- Literacy: 6.6% increased to 33.6%
- Numeracy: 29.6% increased to 47.1%

Areas / activities	Indicators	Expected outcome
3.1.2 Distribution of school material	Percentage of pupils benefitting from school materials	99% of enrolled pupils benefited from KMAD-funded school materials

Outcome and comments:

KMAD distributed a total of 21,545 exercise books, 3,709 pens, 1,734 pencils, rubbers, and sharpeners, 3,215 rulers and 494 drawing kits to 5,979 pupils representing a 12.6% increase compared to last year. This increase was due to the sensitization campaigns done at school to discourage students to miss the school material distribution.

The following material was distributed to 78 teachers: 156 exercise book, pens and 78 pencils, rubbers, sharpener and rules.

3.1.3 Full scholarship programme for higher education and 3.1.4 Partial scholarship programme for higher education	N°. of students benefitting of KMAD bursary N° of students that passed N° of drop-outs	5 of each type granted
---	--	------------------------

Outcome and comments:

18 (three female) applications for full scholarships and 8 (two female) for partial scholarships received. Five (two females) were selected for full scholarship and five were for partial scholarship for university. In total there are currently 15 university scholars. Results of the 15 scholars are still to be received and applications for 2023 are open until January 2023

3.1.4 Scholarships for Secondary Education plus 3.1.6 continued support for those enrolled at Moma	N°. of students benefitting of KMAD bursary N° of students that passed N° of drop-outs	New scholarships granted to locals for secondary education (50) Support given to the boarding schools
---	--	--

Outcome and comments:

- 50 (24 females) passed the exams for the secondary school scholarship. In total KMAD have 185 scholars in secondary school.

- 1,379 exercise books, 164 backpacks, drawing kit, ruler, eraser, pencil were distributed to 164 out of 185 grantees.

Of the 143 students at the Larde Secondary School 129 passed (46 girls), 10 dropped out, four did not pass and of the 42 in Moma secondary school, 402 passed (25 girls) from those 18 are graduating, two did not pass. Currently there are 157 grantees at school. Applications are open for 2023

3.2 Education infrastructure		
3.2.1 Construction of phase three of technical school	Construction completed as per design and to good standard	Phase three facilities built and equipped Female and male dormitory block, kitchen and dining hall equipped

Areas / activities	Indicators	Expected outcome
--------------------	------------	------------------

Outcome and comments:

Construction of phase 3 has started and is due for completion Q2 2023. Discussion was held with authorities in order to postpone the construction or reduce the size of the dormitories as the schools have significant costs in maintaining their normal operation and with boarding schools the costs would increase more. It was decided by authorities that dormitories are necessary and should proceed. Due to high cost the phase 3 was split in two and the first part is composed of male dormitory, soccer field and house for staff.

3.2.2 Construction and furnishing of additional school blocks in Mititcomaand Tibane (started in 2020)	N° of classrooms built	Two new blocks built Each one with three classrooms and admin area
---	------------------------	---

Outcome and comments:

Mititcomaschool was equipped with 105 school benches, three teachers' desk, three office desks, one meeting table and delivered to the communities and authorities

3.2.3 Storm Ana Repairs	Roofs rebuilt.	Four damaged schools repaired
--------------------------------	----------------	-------------------------------

Outcome and comments:

Cabula, Mititcoma, Topuito and Naholoco school blocks lost their roof during Storm Ana in January 2022. KMAD financed and contracted for the repairs to all four schools which were completed during the year.

3.3 Promotion of sports and culture

3.3.1 Support local soccer championship (male and female) and 3.3.2 Support to District Championship	N° of teams enrolled in the local championship. Prizes for the three first winners in each soccer championship (male and female)	Local male and female soccer Championship completed. Capacity building of the local sport committee completed. Prizes awarded for the first three winners in each soccer championship (male and female)
---	---	---

Outcome and comments:

Soccer equipment was distributed to 26 teams (12 female) that are involved on the local championship consisting of 468 soccer kits, 104 soccer balls, 468 pairs of socks, 468 soccer cleats, 10 referee uniforms, 26 pairs of goalkeeper gloves, 26 goal nets, 10 referee cards, 26 goalkeeper kits, 10 whistles, 10 stopwatches, 12 galvanized tubes for the soccer goals.

Naholoco village won both the female and male soccer championship.

The soccer championships at Larde district was supported with 11 soccer balls, 12 referee kits, 12 cones, 100 medals, small, medium, large trophies.

Larde district authorities organised a cultural festival which participated all groups of traditional dances in Larde. KMAD has provided support with prizes for the groups that attended.



Areas / activities	Indicators	Expected outcome
--------------------	------------	------------------

3.3.3 Materials for celebration of 1st of June	N° of goods and school materials distributed to the school in Topuito	1st June celebrations supported with goods and school materials
---	---	---

Outcome and comments:

Children's day celebration took place at Tibane school and was done in partnership with contractors involved in the rehabilitation of health centre and schools. 1,000 pupils attended.

4. Water and sanitation

4.1 Access to safe and clean drinking water

4.1.1 Improvements and expansion of Cabula water system	N° of taps operational N° of families fetching water	Increased coverage
--	---	--------------------

Outcome and comments:

Due to the number of water systems being worked on in 2022 there was no contractor available with spare capacity to work on this in 2022. This will be undertaken in 2023.

4.1.2 Improvements and expansion of Nataka water system	N° of taps operational N° of families fetching water	Increased coverage
--	---	--------------------

Outcome and comments:

Rehabilitation is in progress with 40% of construction work done

4.1.3 Identify and promote sustainable water filtration methods.	No. of families with improved access to clean drinking water	Improved health
---	--	-----------------

Areas / activities	Indicators	Expected outcome
--------------------	------------	------------------

Outcome and comments:

Approved and certified water filtration system methods were difficult to identify. It was therefore decided that the distribution of Certeza (water purification tablets) via the district department of health would be trialled in Mulimuni village with a view to expanding coverage in 2023. The trial started in December 2022.

Monthly water testing of community water sources in each of the villages initiated.

4.1.4 water system cleaning and maintenance of water systems	Cleaning of tanks in villages where it is required	Improved cleanliness of water supply
---	--	--------------------------------------

Outcome and comments:

A contractor was brought in to clean the tanks in the Tebane water system in Q1 2022

Mulimuni borehole pump was repaired and the contractor brought in also carried out a training programme for the Mulimuni water committee on the maintenance of the borehole and pump.

4.1.5 Maintenance and expansion of water system in Tibane	N° of taps operational N° of families fetching water Amount of money contributed for community water management fund Operational water committees in the locality	Tibane water supply expanded to expansion area of the village Improved community management of water supply systems
--	--	--

Outcome and comments:

The Tibane water system was delivered as well as the manual water pump providing water to 2,000 households

It included the drilling of a new borehole, increasing tank storage capacity and installing five addition water stand points in parts of the village that previously has limited access to water.

4.1.6 Implement community-based water treatment project – in partnership with NGO	Percentage of villages doing water treatment Training of water committees completed	MoU signed with SNV Training of water committees 25% of villages doing water treatment
--	--	--

Outcome and comments:

AMASI is the partner identified and is expected to start activity in January 2023

4.1.7 Community sanitation initiatives and water management committees	Percentage of villages conducting sanitation campaigns	50% of the villages conducted sanitation campaigns Water and sanitation committees trained
---	--	---

Areas / activities	Indicators	Expected outcome
--------------------	------------	------------------

Outcome and comments:

Six villages had active water committees receiving financial contributions from users this year:

Naholoco –was assessed and the contractor submitted a proposal which is under assessment. The Mulimuni borehole was repaired. The rehabilitation of the Cabula water system was schedule to 2023. The Nataka system is under rehabilitation and expected to be finalised by Q1 of 2023. A total of 237,715Mts (\$3758.93) was collected from the following villages' water committees: Topuito 56,820 Mts, Tibane 3335 Mts, Mititicoma 13,4250 Mts, Natuco 1680 Mts, and Nathuco 9,040Mts and Mulimuni 5,590.

640 sanitation campaigns were carried out in all the villages. A total of 7,092 people participated (4,259 females).

4.2 Promote improved sanitation practices		
--	--	--

4.2.1 Revitalisation of the nine community water management committees	Reform and retrain the committees Prepare maintenance plan for water sources	Committees fully functioning and able to maintain infrastructure
---	---	--

Outcome and comments:

Nine water committees were trained in operation and management of water systems as well as on the cleaning of the tanks. Maintenance plans were also prepared

4.2.2 Search for a reliable partner to implement water and sanitation project	Partner identified	Contract agreed to start in 2023
--	--------------------	----------------------------------

Outcome and comments:

Contract agreed with NGO AMASI, chosen after site visits to other similar projects they carry out in Nampula Province. Contract expected to be signed and project to start in Jan 2023.



NAMALOPE SOCIAL PROJECTS

KMAD supports capacity development, for example transferring new skills and knowledge to local farmers to help them increase productivity.



Areas / activities	Indicators	Expected outcome
1. Livelihoods and economic development		
1.1 Funding income generating projects		
1.1.1 Funding of income generating projects. Funding community income generating projects for Mititicoma	N° of projects proposals submitted N° of projects funded N° of beneficiaries trained	Two businesses funded
Outcome and comments:		
<ul style="list-style-type: none"> 19 project proposals received. Two approved projects (clothing store and selling of wooden beams). Four beneficiaries were trained in basic business management 		
1.1.2 Purchase of two motor boats	Boats purchased N° of farmers using them to access new farm land	Two boats purchased and in operation New farmland more easily accessed
Outcome and comments:		
The activity was postponed to 2023 because Mititicoma leadership said it was not a priority for them in 2022		

Areas / activities	Indicators	Expected outcome
1.1.3 Open access road in Nacucua village to farmland	One access open from Topuito to Nacucua	Construction works are progressing well with works 95% completed
Outcome and comments:		
Contract under way and at year end 95% of the 8 km of extension was complete. The road was completed and handed over in January 2023.		
1.1.4 Build a market in Tibane village	One market built in Tibane	Improve market infrastructure Improve the hygiene and safety of the vendors and community Promote local commerce
Outcome and comments:		
Construction underway with completion expected end of Jan 2023. The same design is being used as Mititicoma market.		
2. Healthcare Development		
2.1 Infrastructure development		
2.1.1 Construction of simplified maternity block in Cotocuane.	Maternity block built	Improved access to maternity services
Outcome and comments:		
Construction underway.		
2.1.2 Build fence at Mititicoma health centre	Fence built	Improved security at the health centre
Outcome and comments:		
Construction complete and delivered		
2.1.3 Construction of phase 1 of Larde hospital	Designs finalised Phasing defined MOU agreed Construction started	Revised drawings for Larde Hospital drawings were finalized and are expected to be submitted to authorities next month
Outcome and comments:		
Design is still being finalised together with the Ministry of Health. An MOU to cover the project and define the phasing of the construction is being developed. Construction is expected to start in approx. Q3 2023.		

Areas / activities	Indicators	Expected outcome
--------------------	------------	------------------

3. Education Development

3.1 Local school support

3.1.1 Build houses for Mititicoma school staff	Two houses built at Mititicoma school	Improved retention of teachers
---	---------------------------------------	--------------------------------

Outcome and comments:

Construction delayed at the request of Mititicoma leadership who wanted village roads and water system prioritised. Construction of the houses initiated in December 2022.

3.1.2 Build four classroom school block in Cotocuane	Block of four classrooms built in Cotocuane	Improved access to primary education in Cotocuane
---	---	---

Outcome and comments:

Construction underway with delivery expected in February 2023

3.2 Sport development support

3.2.1 Improve and fence the Mititicoma soccer field (postponed for next year)	One fence built at Mititicoma soccer field	Improve soccer infrastructure
--	--	-------------------------------

Outcome and comments:

Construction delayed at the request of Mititicoma leadership who wanted village roads and water system prioritised. Rescheduled for 2023. However, the costings received at time of writing are unrealistic and alternatives need to be investigated.

4. Water and Sanitation

4.1 Access to water

4.1.1 Drill 2 additional boreholes in Cotocuane	Two boreholes drilled	Improved access to water
--	-----------------------	--------------------------

Outcome and comments:

Can only take place once the road referred to in 5.1.3 is complete due to difficulty of access.

4.1.2 Improve and expand Naholoco water system	Naholoco water system operational	Improved access to water
---	-----------------------------------	--------------------------

Outcome and comments:

Contractor did the assessment and provided a proposal which is being analysed.

PILIVILI SOCIAL PROJECTS

KMAD works to enable the inclusion of vulnerable people in its community development projects



Areas / activities	Indicators	Expected outcome
--------------------	------------	------------------

1. Livelihoods and economic development

1.1 Funding income generating projects

1.1.1 Funding community income generating projects	N° of projects proposals submitted N° of projects funded N° of beneficiaries trained	1 project financed in each of the 5 villages covered by the Pilivili RAP Training of five project beneficiaries in business and management
---	--	---

Outcome and comments:

Forms were distributed and 104 (11 females) project proposals were received.

10 (one female) projects were selected.

Eight out of 10 were financed and are operational:

- Hardware store in Pilivili,
- Selling of clothes in Epuire,
- Motorbike spare part shop and Mobile bank in Muolone,
- Hardware store and sale of plastic utilities in Namaize,
- Grocery shop and fishing material shop in Mputine.

A bakery in Pilivili is under construction. A vegetable project in Epuire was cancelled because the proponent provided false information (which disqualifies the project). The individual committed to putting some of his money into the project, then falsely tried to claim he had given it to KMAD officials who had stolen it, before admitting this was not the case.

10 beneficiaries were trained in business management.

The Namaize (2020 project) mobile bank is still waiting for Vodacom to finalise their registering process as they have

temporarily suspended the registering of new agents.

The horticulture project in Mputine (2021) was cancelled because no document was provided by authorities stating that the business can take place, as the location indicated was within another's land licence area.

Three native seed groups from Pilivili, Epuire and Muolone were identified, trained in seedling production and business management. They expect to be financed and operate in 2023.

Mputine hardware store was closed due to bad management and conflict between the members.

At the beginning of 2022 there were 7.4 million Mts (\$116,000) in outstanding loans to 16 small businesses in Pilivili and Mpago. A further 1.7 million Mts (\$27,000) was invested in the two localities, of which 75,000Mts (\$1,200) was provided by the business owners and Mts 1.625 million (\$25,800) by KMAD. These projects are benefitting a total of 58 people (eight females). KMAD received repayments of 1.25 million Mts (\$19,500)

Outstanding loans with active businesses in Pilivili and Mpaco at the end of 2022 stood at Mts 7.85 million Mts (\$124,000)

Areas / activities	Indicators	Expected outcome
1.1.2 Agriculture & Livestock - Promotion of conservation agriculture and technical support	N° of farmers by gender applying CA N° of farmers trained in CA N° of farmers target by the technician/ village	1 technician allocated in Pilivili 150 benefiting from CA project

1.1.3 Finance income generating projects for vulnerable families	N° of Vulnerable groups N° of people supported by gender	6 Groups supported
---	---	--------------------

Outcome and comments:

49 vulnerable people from Pilivili, Namaize and Mpuitine villages are participating in the vegetables programme in an area of 1,25 ha and they have produced 1,980 kg of different vegetables and fruits such as rape, onion, tomato, cucumber, cabbage, okra, and watermelon.

At the beginning of the year there were 178 hens, 125 deaths were registered 29 consumed and 42 sold leaving 82 hens in total at year end.

In Namaize the 75 ducks managed by vulnerable groups registered 183 births, 71 deaths, 49 were consumed, 10 sold leaving a balance of 128 ducks.

The following initiatives were implemented for 30 vulnerable households in Pilivili and Mpago; 17 vulnerable received 37 goats, two are involved in a bakery project and 11 on tailoring project.

1.2 Governance and local capacity support

1.2.1 KMAD monitoring sessions with all stakeholders	N° of sessions organised N° of people attending to the meetings;	Community awareness of implementation status of activities
---	---	--

Outcome and comments:

Three Pilivili RAP monitoring sessions took place in 2022. In total 37 people including civil society, Government and community attended

1.2.2 Support to local Governance	Logistical support N° of initiatives requested supported	Improved local Government capacity to carry out their tasks
--	---	---

Outcome and comments:

30ltr/month of fuel was granted to the chief of the locality, 60ltr/month of fuel for SDAE and SDPI

1.2.3 Purchase of transformer for power supply	Transformer purchased and installed Community connected to grid	Improved access to electricity for 14000 families
---	--	---

Outcome and comments:

District authorities have discussed with the communities the idea of postponing the secondary school to finance the electrification of Epuire, Muolone, Namaize, Mpuitini and parts of Pilivili. All communities with the exception of Pilivili were in favour of this change. The District resettlement committee have instructed that this change should take place. KMAD have informed all parties that they will only consider this if EDM provides electricity to Nataka village.

Areas / activities	Indicators	Expected outcome
1.2.4 Construction of a community hall	Community hall built and equipped	Dedicated place to hold stakeholder engagement meetings

Outcome and comments:

The construction started in 2021 was completed in 2022 and the hall is now used for all community meetings in Pilivili.

2. Healthcare Development

2.1 Health Care Services

2.1.1 Support to health care services plus education and awareness campaigns	N° of sessions facilitated by the volunteers and midwives Themes addressed N° of people targeted by gender N° of training of volunteers a midwives provided N° Of volunteers per village	Five villages of Pilivili informed on how to prevent malaria and other common diseases Each village with health volunteers conducted two training sessions
---	--	---

Outcome and comments:

Based on the MoU signed with health authorities five volunteers are working in Pilivili and Mpaco and during the year they provided 600 sensitisation campaigns (303 in the community and 297 in the health centre). A total of 13,834 (7,189 females) attended and themes were: Covid prevention, malaria and diarrhoea prevention and treatment, sanitation, family planning, importance of pre-consultation, child vaccination calendar, risk of giving birth in the communities, HVI AIDS prevention and treatment.

2.1.2 Construction of the Health Centre	N° of patients attended in the different units/sections Trends of main diseases HIV AIDS treatment trends No women going for pre-natal and Family Planning consultations No of births at the clinic and in communities	Increased access to health care
--	--	---------------------------------

Outcome and comments:

- A total of 35,530 patients attended the clinic (17,645 general consultations, 5,127 maternity and 12,758 paediatrics consultations).
- There were 19,491 malaria tests. 10,319 (5471 female) adults and 9,172 (4,871 female) children. 5,211 (2,482 female) adults and 5,741 (2,922 female) children tested positive.
- 7,468 fever cases were registered
- 231 (108 females) adult cases of diarrhoea and 321 (138 females) child cases
- 3,284 individuals were tested for HIV, 2,327 (1,275 females) adults and 957 (474) children. 791 (418 female) adults and 89 (50 female) children tested positive.
- 880 (468 females) started ARVT
- 217 men and 195 women tested for STIs, 103 men and 90 women tested positive
- The clinic registered 2, 030 pre-natal consultations and 1,875 family planning consultations. There were 1,215 births

Areas / activities	Indicators	Expected outcome
--------------------	------------	------------------

3. Education Development

3.1 Local Support

3.1.1 Scholarship programme for secondary school for 24 bursaries	N° of students benefitting of KMAD bursary; N°. of students that passed; N° of drop outs; Support given to the boarding schools;	24 bursaries to be granted
--	---	----------------------------

Outcome and comments:

As set out in the strategic plan, 24 bursaries were supposed to be given in Pilivili and Mpaco. This target was increased to 25 to ensure each of the five villages (Pilivili, Epuire, Muolone, Namaize and Mpuitini) would have an equal number. However, Epuire only had two applications so 22 (12 females) were selected in total for the secondary school scholarship. 176 exercise books, 22 drawing kit, pencils, rulers, erasers, pens, backpacks, 44 pairs of uniforms were distributed to them.

3.1.2 Distribution of school material	N° of pupils receiving material Quantity of material received	99% of enrolled received school materials.
--	--	--

Outcome and comments:

Distribution of school material was done for the first time at Pilivili primary school level. 5,344 pupils received 16,651 exercise books, 2,878 pens, 2,241 pencils, sharpener and erasers, 295 drawing kits, 2,740 rulers

39 teachers received 78 exercise book, 78 pens, 39 pencils, rubber, sharpeners and rulers.

3.1.3 Completion of construction and furnishing of 2 school blocks started in 2021	N° of Classrooms built per village N° of benches and desks in a classroom per school	One block of three classrooms built in Epuire and Mpuitine 105 school benches for each school
---	---	--

Outcome and comments:

Mpuitine and Epuire schools were delivered. Each one of the schools received the 105 school benches plus three teachers' desks, three office desks and one meeting table

3.1.4 Construction of Pilivili and Muolone school block	N° of Classrooms built per village N° of benches and desks in a classroom per school	One block of three classrooms built in Pilivili and Muolone 105 school benches for each school
--	---	---

Outcome and comments:

Pilivili and Muolone schools were delivered. Each one of the schools received the 105 school benches plus three teachers' desk, three office desks and one meeting table

3.1.5 Support to local soccer championship (male and female)	N° of teams enrolled on the local championship Capacity building of the local sport committee	Local male and female soccer Championship completed Equipment provided to local soccer teams
---	--	---

Outcome and comments:

Although there was no budget for the soccer championship in 2022, Kenmare in partnership with a contractor (IFS) provided uniforms and socks to five (four from Pilivili and one from Mpuitine) teams that are involved on the district championship.

Areas / activities	Indicators	Expected outcome
--------------------	------------	------------------

4. Water and Sanitation

4.1 Water Supply

4.1.1 Set up water supply system in Pilivili	Set up system consisting of 14 taps, one tower with water deposit of 40m ³	Improved access to water for 5,400 people/daily
---	---	---

Outcome and comments:

Pilivili water system was completed and expected to be handed over in January 2023

4.1.2 Fix water supply systems in Muolone and Epuri	Systems established	Improved access to water for 4,550 people
--	---------------------	---

Outcome and comments:

The contract for Muolone water system was signed in December. In Epuire the community decided they did not want their system repaired but would prefer to have three manual boreholes instead. The geophysical studies to identify suitable locations for these boreholes were underway in December.



For more information about KMAD, please visit:
www.kenmareresources.com/sustainability/kmad
or email: gclifton@kenmaremoz.com