




2020 Annual Report

A woman wearing a vibrant, multi-colored headscarf (yellow, blue, pink, and green) and a patterned dress is working in a field of green plants. She is looking down at a plant in her hands. The background shows a clear blue sky with some light clouds and a distant horizon with some structures.

A catalyst for positive, social and economic change

A Conservation Agriculture farmer

WHO WE ARE

The Kenmare Moma Development Association (“KMAD”) is a not-for-profit organisation, established in 2004, to implement development programmes in the Moma Mine’s host communities. The Moma Titanium Minerals Mine is owned and operated by Kenmare Resources plc (“Kenmare”) and located in north-east Mozambique.

WHAT WE DO

KMAD aspires to be a catalyst for positive social and economic change in the host communities of the mine. The focus of our work is framed by our three key “pillars”: livelihoods and economic development, healthcare development and education development.

HOW WE DO IT

KMAD is run by an independent team, responsible for the day-to-day management of activities, with oversight provided by the KMAD General Assembly. Funding is primarily provided by Kenmare, as well as other parties, and development programmes are delivered through a range of implementation strategies to support small businesses, enhance healthcare provision, and increase access to education.

CONTENTS

4

**OUR VISION
& MISSION**

6

**INTRODUCTION
TO KMAD**

8

**HIGHLIGHTS
OF 2020**

10

**WHERE WE
OPERATE**

12

**WELCOMING
PILIVILI COMMUNITIES**

14

**COVID-19 & OUR
RESPONSE**

16

**LIVELIHOODS AND
ECONOMIC
DEVELOPMENT**

22

**HEALTHCARE
DEVELOPMENT**

26

**EDUCATION
DEVELOPMENT**

29

**GOVERNANCE SUPPORT
AND LOOKING FORWARD**

30

APPENDIX

OUR VISION & MISSION

OUR VISION

To support the improvement of livelihoods, healthcare services and education provision for our host communities.

OUR MISSION

The continued development of a self-sustaining and vibrant community surrounding the mine, benefitting from wider employment opportunities, increased healthcare provision and enhanced local educational facilities.

OUR CORE VALUES



Participation

Activities are prioritised based on local needs, as identified by community members, and only those development initiatives with active local participation are supported by KMAD.



Sustainability

Investment in the building of skills and capacity will accompany any projects supported by KMAD to ensure their viability and only those initiatives with strong potential for sustainability are supported.



Equality

All people and parts of the community have the same rights and are to be treated equally. KMAD particularly promotes the involvement of women in all activities to achieve this aim.



Efficiency

Maximisation of local benefits of resources, leveraging the Mine infrastructure rather than setting up parallel systems and evaluation to look for improvement and effectiveness.



Integrity, honesty, and transparency

KMAD is open about all its allocation and use of resources and in its dealings with all its partners and stakeholders.

OUR THREE KEY FOCUSES

Livelihoods and economic development

- Income generating projects
- Support vulnerable groups
- Agricultural programmes
- Local business support

01

Livelihoods and economic development

KMAD aims to act as a catalyst for host communities to maximise the economic opportunities that arise from the presence of the Mine. This includes providing funding for the start-up of local businesses, training and capacity development for local farmers to help increase productivity, training in commerce and management for business owners, and support for vulnerable groups.



Farida at her grocery store.
See page 23 for more detail.

Healthcare development

- Support Healthcare services
- Human development
- Infrastructure development
- Water & sanitation



02

Healthcare development

Healthy lives and well-being of the local community is essential to sustainable development. KMAD provides funding for healthcare infrastructure improvements, such as building medical centres and pharmacies, capacity development of medical staff and community health awareness initiatives. KMAD also supports access to clean drinking water, installing water supply systems in the Mine's host communities.



Fatima successfully passed the KMAD nursing course.
See page 27 for more detail


Education Development

- Infrastructure development
- Education projects
- Sports development
- Governance support

03

Education development

All children should have the opportunity to obtain a good quality education. KMAD supports this goal through the funding of physical infrastructure, capacity development of teachers and sponsorship of scholarships for further education that would not otherwise be possible within the local area. KMAD also supports skills transfer at all ages through vocational training and the development of sports activities



A pupil in a primary school supported by KMAD. See page 30 for more detail.

INTRODUCTION TO KMAD

The Kenmare Moma Development Association (“KMAD”) is a not-for-profit organisation, established in 2004, to implement development programmes in the Moma Mine’s host communities. The Moma Titanium Minerals Mine is owned and operated by Kenmare Resources plc (“Kenmare”) and located in north-east Mozambique.

Organisation

The KMAD General Assembly consists of nine senior Kenmare employees. KMAD activities are supervised by the Kenmare Country Manager in co-operation with the KMAD Coordinator, who is responsible for the day-to-day management of KMAD’s activities, together with six field staff. The Kenmare Corporate Affairs Manager (a member of the Operations Team) also helps to monitor and manage KMAD’s activities.



Berta Borges, KMAD
Coordinator

Sources of funding

Kenmare

Kenmare has provided the majority of KMAD’s funding to date in addition to donations from Kenmare’s employees through internal fundraising exercises.

Partners

Additional resources have been obtained through direct support from partner institutions.

Fundraising

KMAD also receives donations from Kenmare’s employees through internal fundraising exercises.

Implementation Strategies

Direct

Most of KMAD’s activities are implemented directly by KMAD staff, with the assistance of local volunteers and motivators. These are people from KMAD’s host communities who assist KMAD in raising awareness of the organisation’s initiatives and ensuring that they get local ‘buy in’. These initiatives include health and sanitation campaigns, agricultural programmes and small business projects.

Contracted

KMAD contracts national or provincial organisations to implement certain projects. Working with these organisations leverages their existing organisational capacities and field experience although sometimes ensuring the sustainability of the project is a challenge.

Collaborative

KMAD seeks to develop long-term collaborative relationships with partners in the Topuito area. KMAD is pursuing relationships with NGOs that have a long-term interest in the region specifically in the District. Collaboration encompasses planning of activities and sharing responsibilities and resources. While such arrangements take considerable time to develop and there are inevitable challenges in coordination, they deliver long-term benefits to the Mine’s host communities.

**KMAD seeks to
develop long-term
collaborative
relationships with
local partners**



A new KMAD maternity ward under construction

Communication

KMAD utilises various methods to ensure that local people are aware of its initiatives. Local leaders are trained to deliver information about KMAD and the organisation also uses local radio broadcasts and the quarterly bulletin Izhopari Za Topuito.

This report covers the activities implemented by KMAD in 2020, the second year of the Strategic Plan (“SP” or “2019-2021 SP”). In addition to providing a detailed review of KMAD’s 2020 activities, it references the achievements and challenges related to the overall implementation of the SP.

Formulation of KMAD 2019-2021 Strategic Plan

In 2018, KMAD contracted a consultant called Akhily, a Nampula based company established in 2010, that works on Organisational Development. They have worked on community development initiatives in the northern provinces of Nampula and Zambézia. KMAD contracted Akhily to facilitate the development of the 2019-2021 SP, including the KMAD internal assessment and the community/other stakeholder consultations.

As part of the SP’s development process, the nine target communities in the Topuito locality (Topuito, Tibane, Cabula, Mtiticoma, Naholoco, Mulimune, Nathuco, Nataka and Isoa) were consulted in order to incorporate their ideas on the development priorities during this period. These ideas formed the basis for the strategy. All the community consultations were held in the presence of representatives of the Government of Larde District and local leaders, including the representative of the Head of the Locality.

In every village, the communities were presented with a list of planned activities and activities that have been carried out under the previous plan (2016-2018). During the presentations, community members were given the opportunity to ask questions and debate the various projects. The beneficiaries involved in KMAD’s previous activities were

also able to share their successful experiences, challenges and cases of failure and outline the reasons for failure or success. The communities worked in small groups (women, younger men, and older people) to discuss and list their ideas for the development priorities for the next three years. The development needs were prioritised based on a voting system.

Following the consultations, the list of priorities identified by the communities was taken for discussion by the stakeholder forum (District and provincial Government, provincial assembly and NGOs) and finally reviewed by the KMAD Council. The plan was signed on the 12th December 2018 by the members of the forum, including the representative of the communities.

Further to this, as part of the Resettlement and Action Plans for Pilivili (RAP), a number of community development initiatives were identified for implementation. These are also reported on in this document.



A KMAD fishing materials project

2020 HIGHLIGHTS

In 2020, KMAD invested US\$2 million into community initiatives and completed 93% of its planned activities, compared to 92% in 2019.

The highlights in each of KMAD's three areas of focus were as follows:

01

Livelihoods and economic development

- KMAD invested 6,059,146 Mts (US\$96,810) in livelihoods and economic development projects in Namalope, Pilivili and Mpago in 2020.
- At the end of 2020, 56 projects were in operation, directly benefitting 289 people, including 102 women.

02

Healthcare development

- 21,579 people attended consultations at the Mtiticoma health clinic in 2020, representing a 4.4% increase compared to 2019
- A new maternity block was constructed and quarterly mobile clinics for vulnerable people started in Q4
- 2 new small water supply systems powered by solar panels were set up in Cabula and Nataka villages.
- In Pilivili, a health centre was constructed comprising a main clinic block, 1 maternity block and pre-partum facility, 2 houses for health staff and a water supply system.
- 5 new boreholes and 2 small water supply systems also powered by solar panels were provided in Pilivili.

03

Education development

- The project carried out in partnership with Mozambican NGO, Facilidade, was interrupted due to school closures as part of COVID-19 prevention. Facilidade is an organisation based in Nampula with experience in education methodologies to improve the quality of learning in schools.
- The construction and equipping of 2 school blocks (Mulimuni and Naholoco school) was completed
- In the Pilivili area, the construction of 4 school blocks started.



A farmer taking part in the KMAD Conservation Agriculture project



Citizens of Eupiri village collecting water from a KMAD installed pump



A school building constructed by KMAD



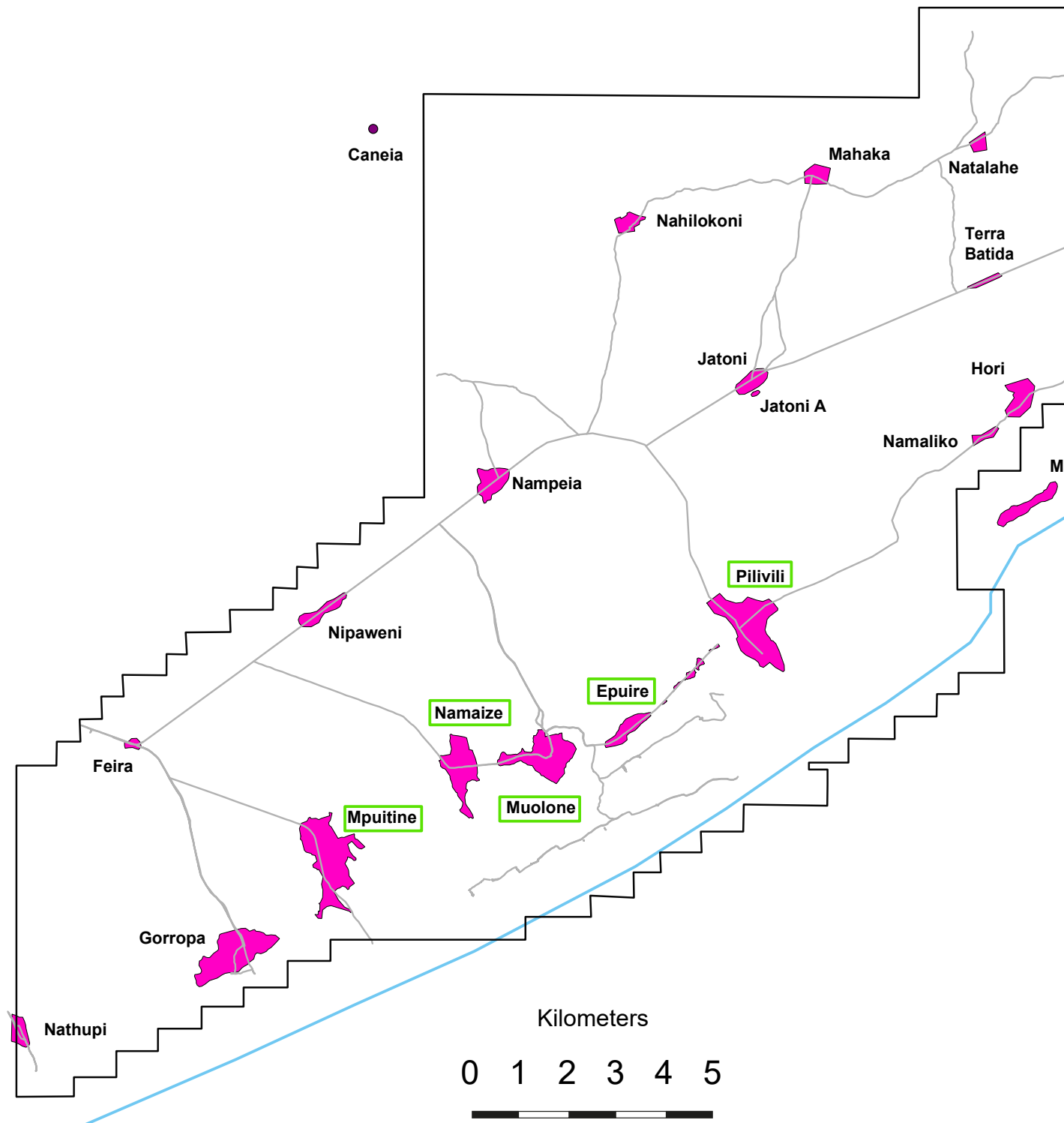
The move of WCP B to Piliivil. Figure 1.

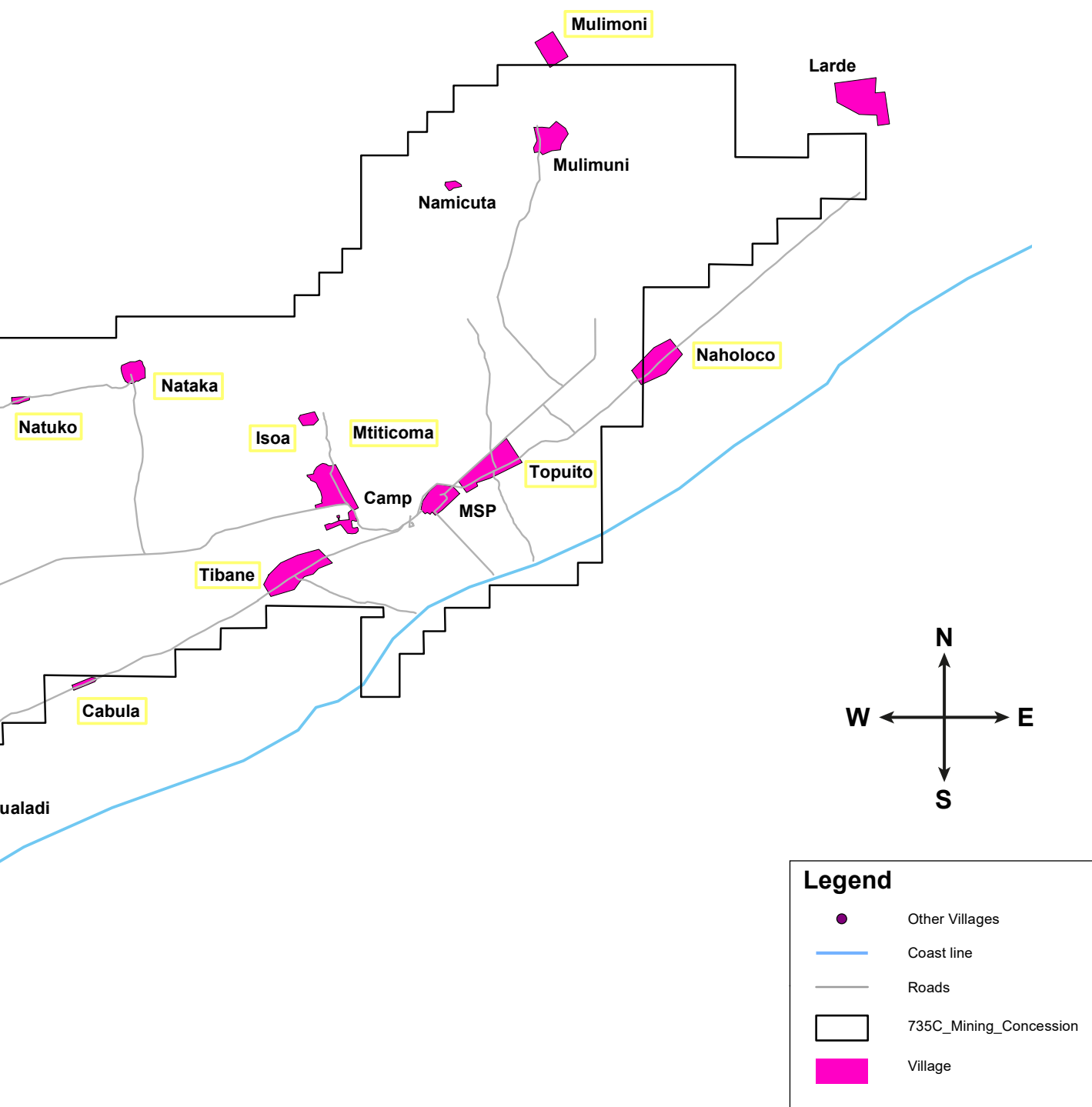


The move of WCP B to Piliivil. Figure 2.

AREAS WHERE WE OPERATE

Our KMAD supported communities in the Pilivili locality include the villages of Pilivili, Epuire, Namaize, Muolone and Mpuitine and are highlighted in green below





Our KMAD supported communities in the Namalope locality include the villages of Naholoco, Natucho, Nataka, Isoa, Mtiticoma, Topuito, Tibane and Cabula and are highlighted in yellow above

WELCOMING PILIVILI COMMUNITIES

Moving to a new site in Pilivili

The new Pilivili deposit, which began operating in October after the relocation of the WCP B processing unit, is located in Moma District and covers 5 locality districts, namely Pilivili, Epuri and Muolone (Pilivili locality) and Namaize and Mpuitine (Mpago locality). These communities have a total of 6,500 households (about 25,000 people), 4,500 of them in Pilivili and 2,000 in Mpago.

For the mining of the Pilivili deposit, an area of 3,263 hectares (ha) was consigned, of which 1,267 ha is the mining area and mine layout and was determined based on economic viability, and social and environmental factors. The physical and economic survey conducted during the ESHIA process, identified that the project would trigger the economic displacement of 4,224 farms (machambas) affiliated to 3,046 farmers over a total area of 974.96 ha and the physical resettlement of 8 households.

“Prior to the move to Pilivili, there were a total of ten villages supported by KMAD located around the mine in Namalope. After the move there are now another five villages around the Pilivili deposit and another four villages along the road route which will now be part of the communities that KMAD will support and that we will help to develop as we move along the Pilivili deposit.

These communities are very poor; they have limited educational infrastructure and are all built out of local material. They don't have healthcare facilities, for example, so people have to go and find the health care services by travelling about 75 kilometres to Moma.

So, we are now in the process of building a health centre in Pilivili that will provide healthcare for the communities around the new site.

We have also started building five school blocks and we have water boreholes being drilled as we speak, so we have a team that is working on that as a starting point because water, healthcare and educational facilities are the principal needs of the communities at Pilivili.

We have started providing funding to support the establishment of small businesses in the Pilivili and Mpago locality and as a result, 5 new businesses have been funded in 2020 which is providing employment opportunities and boosting the local economy.

KMAD was set up by Kenmare right at the beginning of the company's presence in Mozambique to really show people that we want to leave behind a legacy of giving back to the community.”

- Regina Macuacua, Deputy Country Manager, Kenmare Resources.



A Pilivili store supported by KMAD



Resettlement and Action Plans for Pilivili (RAP)



The Pilivili Market



Pilivili residents



Local Pilivili children



A Pilivili resident

COVID-19 & OUR RESPONSE

Opening statement

Kenmare created 2 plans to manage COVID-19. One is a Kenmare COVID-19 management plan and the other is for the site Clinic. The Kenmare COVID-19 management plan provides guidance in order to prevent workplace and social exposures to the COVID-19 virus to all Kenmare Moma employees, contractors, visitors and the Clinic. The COVID-19 management plan clarifies control measures in place at the Kenmare Clinic and provides guidance to Clinic personnel in order to firstly prevent workplace and social exposures to the COVID-19 virus, and secondly to ensure effective screening and treatment of possible COVID-19 cases.



COVID-19 medical equipment donated to local communities. Figure 1



A KMAD worker in COVID-19 protective gear

Protecting the communities

As the mine is located in the vicinity of the local villages and a large part of its employees live in the villages, Kenmare's COVID-19 management plans were crucial in preventing the spread of the virus and protecting its employees and the host communities. As part of the COVID-19 management plans, temperature screening is conducted on a daily basis at the bus stops for all Kenmare employees prior to entering the bus and at the gates of the different plants (WCP A, WCP B and MSP) to ensure that contractors driving their own vehicles and non-camp residents are also screened. Those found with high temperatures (37.3 °C and above) are taken to the Clinic on an emergency bus dedicated for that purpose.

A screening questionnaire was also developed for all travellers to site and in addition to that, temperature screenings are also conducted at the check-in counters.

For treatment capacity, Kenmare has purchased equipment to treat mild to severe COVID-19 cases with respiratory deficiencies. PCR testing equipment was also purchased to establish a Level 2 Laboratory on site which will enable us to test all incoming employees on arrival, therefore, reducing

the need for 14 days quarantine for those that test negative. Modifications have been completed to adapt the Library into an Intensive Care facility with capacity for 10 beds, and the Training Centre is being modified to accommodate COVID-19 patients with light to mild symptoms with capacity for 23 beds. 15 containers have also been purchased to provide additional isolation facilities for non-symptomatic confirmed cases. The Clinic has treatment protocols in place for suspected cases, self-isolation/quarantine follow-up requirements, management of vulnerable people and emergency evacuation.

On top of the above stated, several other actions have been taking place on site to prevent protect the residents including:

- Dissemination of information related to COVID-19
- Establishment of an internal strategy for COVID-19 management
- Travel restrictions to and from site
- Implementation of all measures established by the government such as social distancing, use of mask, etc
- Face mask and hand sanitisers distributed to all employees and contractors on site
- Reduction of employees working from site
- Additional social distancing measures on site
- Compulsory hand washing daily timetable for all in site (every two hours)
- Compulsory wearing of face masks at work and at public areas in the camp



COVID-19 medical equipment donated to local communities. Figure 2

Kenmare's COVID-19 management plans were crucial in preventing the spread of the virus

Additionally, KMAD provided various COVID-19 related support to the health authorities including the donation of 1,116 buckets with taps, 69 soap boxes, 18 thermometers, 58 CPAPs (device recommended for the treatment of respiratory disorders), 8 ventilators, 2,000 litres of sanitiser, 8,000 pairs of gloves, 6,000 caps, 5,800 aprons, 30 pairs of boots and 40 bowls, 120 litres of bleach and 101 brooms.

COVID-19 support to Namalope and Pilivili areas:

Support to the Topuito health centre:

- 1 digital thermometer and 100 masks donated to the local health centre
- 200 sanitation kits (composed of 1 bucket with tap, 1 litre of bleach, 2 bars of soap)

Support to local villages:

- 23,000 reusable face masks distributed in each household in Namalope
- 1,000 sanitation kits (composed of 1 bucket with tap, 1 litre of bleach, 2 bars of soap to massively promote washing of hands) distributed in all markets of our 10 surrounding villages
- 600 posters for dissemination of information in the communities printed and distributed in all villages in Topuito and Pilivili area
- 41 health volunteers involved in ongoing door to door campaigns in the villages to spread the information on prevention methods focusing on sanitising and washing of hands
- For local radio we funded an increased time and frequency of broadcasting of information on COVID-19 prevention (every day during every news break a message is passed on and we made recordings of each village leaders to address their people, so they hear the messages on the radio from their own respected and known leaders).

Materials donated

The list of materials that was donated to Moma and Larde hospitals is as follows:

- 3,000 disposable aprons
- 1,000 litres of sanitiser
- 3,000 disposable cups
- 5,000 pairs of medical gloves
- 10 thermometers
- 20 buckets
- 15 pairs of boots
- 5 boxes of soap

In addition to the materials donated to the local community, we also made a contribution to the local health department which included:

- 8 ventilators
- 50 CPAPs



LIVELIHOODS AND ECONOMIC DEVELOPMENT

KMAD aims to act as a catalyst for host communities to maximise the economic opportunities that arise from the presence of the Mine. This includes providing funding for the start-up of local businesses, training and capacity development for local farmers to help increase productivity, training in commerce and management for business owners, and support for vulnerable groups.

Economic Development Projects

Namalope

In 2020, 50 business proposals were received and 5 were approved to receive funding: a building materials shop in Topuito and in Mtiticoma, a multimedia centre in Naholoco and Tibane and a carpentry workshop in Nataka.

The building project in Topuito was cancelled because the owner passed away and the remaining group members were not able to continue. The Naholoco Multimedia centre will only start operating when the schools re-open (they have been closed due to COVID-19).

In total 2,713,971 Mts (US\$43,078) was invested in these projects by KMAD directly benefitted 5 people. In terms of returns, in total KMAD received repayments of 898,967 Mts (US\$14,269), which represents 33.1% of the money invested in 2020. This outperformed KMAD's target of a 30% return.

4 projects fully repaid the money lent to them by KMAD in previous years, namely the Topuito hardware store and grocery shop and the Mtiticoma vegetable production and egg project. In addition, KMAD refinanced the Naholoco salt project, the Topuito grocery shop, the Mtiticoma egg project and 3 community nurseries in Nathuco, Namicutha and Larde. A further 6 new nursery projects were set up in Topuito (2), Tibane (1), Nathuco (1), Mulimune (1) and Mtiticoma (1).

Pilivili & Mpago

In 2020, KMAD started implementing programs as defined in the Resettlement Action Plans in Pilivili and Mpago (RAP). 96 project proposals were submitted of which 8 were approved: a grocery shop and fishing material shop in Pilivili, a small grocery shop in Epuire, a seafood conservation and

vegetable producer in Muolone, a micro mill and mobile bank in Namaize and a building material shop in Mputine.

The two grocery stores, the building material shop and the micro mill have started up. The Namaize mobile bank is waiting for Vodacom to finalise their registering process as they have temporarily suspended the registering of new agents. The installation of a solar panel system for Muolone fishing conservation is in progress and 1 vegetable project was cancelled because it was found that the proponent is not living in Muolone.

There is a further fish conservation project underway at Mualazi which was required under the terms of the RAP for the road from Namalope to Pilivili.

In total 3,345,175 Mts (US\$53,101) was invested in small-scale businesses in the Pilivili and Mpago localities, of which 1,113,000 Mts (US\$17,666) were provided by the business owners and 2,231,375 Mts (US\$35,434) by KMAD. These projects directly benefitted 18 people (4 women) and almost all of the beneficiaries of this funding were people who had already worked to establish their business.

Overall, at year-end 2020, KMAD had a total of 56 projects in operation with 289 direct beneficiaries, including 102 women. 35 of these businesses are local suppliers of fruit and vegetables who now provide produce to the Mine's kitchen.

In terms of performance, the income generating projects yielded 35,119,073 Mts (US\$557,445), a 17.1% increase compared to 2019. From this amount 6,271,310 Mts (US\$99,544) was paid in salaries and 8,554,323 Mts (US\$135,782) was profit. The table on page 18 summarises the financial performance of each business.

Summary of livelihoods and economic development projects

In general, the small businesses performed well, but there were a number of COVID-19 related challenges.


At the end of 2020, KMAD had a total of 56 projects in operation with 275 direct beneficiaries, including 85 women



A building materials shop supported by KMAD

Egg projects

The eggs production continued to be carried out by one farm in Mtiticoma village. During the year they produced a total of 104,800 eggs, an average of 8,733 eggs a month. This was a 13% increase compared to 2019.



Local people involved in the KMAD egg project

Poultry project

The poultry project did not perform well. There was an increased demand for chickens in Nampula city so the supplier of chickens was not able to provide the numbers required. As a result, the two new poultry projects (Nataka and Mtiticoma) only managed to do two cycles during the year instead of the three that were planned. In 2020 Nataka sold 234 out of 300 chickens yielding a total of 55,224 Mts (US\$877) and Mtiticoma sold 568 out of 600 earning 141,886 (US\$2,252), a reduction of 47% compared to poultry project incomes in 2019.



The KMAD poultry project

Sewing project

The sewing projects are still the most stable of the projects and in 2020 the groups produced a total of 134,042 items of which 1,004 were masks for COVID-19 prevention and the remaining were Calico bags yielding 5,584,347 Mts (US\$ 88,640), a reduction of 2.6% compared with 2019. In 2019, the project yielded 5,734,340 Mts (US\$ 92,489).



The KMAD sewing project

Shops and other income generating projects

The performance of the grocery shops varied from village to village but in general they are performing well. The bakery is still the main supplier of bread to the Topuito locality and people from Pilivili. The native seed suppliers are supplying casuarina saplings. The Cabula carpentry project is doing well but the Nataka carpentry project is facing challenges due to increased competition as a number of new carpenters have opened in the locality and on average each village now has at least 2. The Guest House in Mtiticoma is in the final stage and it is expected that the business will start in 2021.

On the next page is a table that summarises the income of all small businesses supported by KMAD in 2020:



The KMAD carpentry project

In total 3,345,175 Mts (US\$53,101) was invested in small-scale businesses in Pilivili and Mpago

KMAD SUPPORTED INCOME GENERATING PROJECTS - 2020

Village	Project	Owners		Workers		Total Members	Production		Income (US\$)	Spending (US\$)	Salaries (US\$)	Loan Payment (US\$)	Profit (US\$)
		M*	W*	M*	W*		Volume	Unit					
Mtiticoma	Bakery	1	1	6		8	542,838	Items	40,243	23,925	10,968	635	4,715
	Monoziva Hostel	1		1		2	N/A	N/A	3,329	1,270	762	222	1,076
	Sewing	3	3			6	37,632	Items	23,893	14,486	7,926	0	1,482
	Amaral Hostel	1				1	N/A	N/A	5,357	3,778	794	0	786
	Warehouse	1				1	N/A	N/A	3,455	1,282	673	365	1,135
	Eggs production	1	3			4	104,800	Eggs	16,635	7,822	571	4,940	3,302
	Poultry project		2	1		3	1,000	Chickens	2,252	123	270	118	1,741
	Construction (Destiny Lda)	1				1	N/A	N/A	102,335	48,348	37,018	0	16,969
	Petrol station	1				1	35,026	Litres	47,257	35,588	952	2,857	7,860
	Fishing project	2				2	910	Kgs	1,955	800	159	956	41
	Building material shop	2				2	N/A	N/A	11,695	10,588	143	197	767
	Native seeds	14	2			16	945	Kgs	7,500	3,003	1,968	0	2,529
Tibane	Carpentry	1				1	N/A	N/A	964	0	79	143	742
	Fishing project	1				1	126	Kgs	95	0	0	79	16
	Sewing	3	3			6	38,991	Items	24,756	14,754	7,772	0	2,230
	Fishing material shop	1			1	2	N/A	N/A	7,583	3,649	1,349	1,009	1,577
	Native seeds	5				5	620	Kgs	689	0	0	0	689
	Multimedia	1		1		2	N/A	N/A	612	0	0	0	612
Topuito	Grocery shop	1				1	N/A	N/A	18,496	11,162	952	400	5,981
	Hardware store		1			1	N/A	N/A	11,902	8,226	952	349	2,374
	Vegetable production		1	2	2	5	1,992	Kgs	2,016	432	492	42	1,050
	Fish and prawns processing	1				1	1,980	Kgs	5,657	4,316	476	16	849
	Sewing	1		2	2	5	1,041	Items	3,108	1,375	548	198	987
	Native seeds	5	5			10	2,991	Kgs	3,310	0	0	0	0
	Native seeds	5	11			16	1,600	Kgs	3,426	0	0	0	0
Nathuco	Vegetable production	15	5			20	2,310	Kgs	2,913	791	0	0	2,122
	Native seeds and casuarinas	3	5			8	42	Kgs	333	0	0	0	333
Nataka	Sewing		3			3	20,427	Items	13,420	7,880	3,334	367	1,839
	Poultry project	1	2			3	534	Chickens	877	331	0	95	450
	Carpentry	1				1	N/A	N/A	0	0	0	0	0
	Vegetable production	11	3			14	15,397	N/A	14,375	6,111	1,349	0	6,915
Cabula	Sewing	3	3			6	35,951	Items	23,463	14,647	7,487	0	1,330
	Carpentry	1		4		5	N/A	N/A	3,700	1,528	603	476	1,093
	Fishing project	2				2	N/A	N/A	0	0	0	0	0
Namicutha	Native seeds and casuarinas	10	8			18	11,991	Kgs	19,063	2,381	952	0	15,730
Mulimune	Native seeds and casuarinas	5	8			13	3,055	Kgs	0	0	0	0	0
Naholoco	Salt	1				1	890	Bags	3,532	0	0	0	3,532
	Grocery shop	2				2	N/A	N/A	15,555	12,467	1,143	0	1,945
	Broiler project	1	1			2	300	Chickens	1,319	0	0	0	1,319
	Vegetable production	1				1	320	Kgs	431	89	79	0	263
	Fishing	1				1	316	Kgs	889	379	167	0	343
	Welding	1		4		5	N/A	N/A	2,591	834	508	392	857
	Fishing material shop	1				1	N/A	N/A	24,913	17,547	1,143	317	5,906
Larde Sede	Casuarinas	4	10			14	9,867	Kgs	10,619	2,919	4,222	0	3,478
Mpago	Vegetable production	1		2		3	4,450	Kgs	4,238	2,163	476	95	1,504
SUB-TOTAL		118	80	23	5	226	873,892	N/A	490,753	264,992	96,289	14,269	108,465

KMAD SUPPORTED INCOME GENERATING PROJECTS - 2020

Village	Project	Owners		Workers		Total Members	Production		Income (US\$)	Spending (US\$)	Salaries (US\$)	Loan Payment (US\$)	Profit (US\$)
		M*	W*	M*	W*		Volume	Unit					
Piliwili Sede	Grocery shop	2				2	N/A	N/A	14,919	11,878	318	722	2,000
	Fishing material shop	2				2	N/A	N/A	442	0	95	238	109
Epuire	Grocery shop	2				2	N/A	N/A	0	0	0	0	0
Mputini	Building material shop	6	4			10	N/A	N/A	0	0	0	0	0
Namaize	Micro mill	2				2	N/A	N/A	0	0	0	0	0
SUB-TOTAL		14	4			18	N/A	N/A	5,360	1,877	413	960	2,109

OTHER SUPPLIERS TO THE MINE NOT FINANCED BY KMAD

Mtiticoma	Fish shop	1				1	1,830	Kgs	4,943	4,000	492	0	450
Mpago	Vegetable production - Faruck	7	3			10	13,320	Kgs	12,345	4,724	762	0	6,859
	Fruits - Assane	7	4			11	20,750	Kgs	14,873	6,679	381	0	7,812
	Vegetable production - Murrupala-A	8	2			10	404	Kgs	385	179	95	0	110
	Vegetable production - Chabane	8	4			12	7,779	Kgs	7,337	2,275	571	0	4,491
Larde Sede	Fruits Lalane	1				1	16,000	Kgs	11,448	5,425	540	0	5,483
SUB-TOTAL		32	13			45	60,083	N/A	51,332	23,282	2,841	0	25,208
OVERALL TOTAL		164	97	23	5	289	33,975	N/A	557,446	300,152	99,545	5,229	135,782

*(M)en & (W)omen.

NB: US\$ figures converted from Mozambican Meticals (Mts) at an exchange rate of US\$1 = 64 Mts.

Agriculture and livelihoods projects

KMAD's focus for its agricultural projects in 2020 was to increase the number of farmers that use good agricultural practices as well as increase productivity using Conservation Agriculture ("CA") methods.

Conservation Agriculture

The CA project continued in 2020. A contract was signed with AENA (local NGO) with the objective of increasing the number of local farmers participating on the program which

and KMAD contributed 1,324 kgs. As a result, approximately 483,698 kg of crops were produced in the CA plots compared to approximately 313,664 kgs in the areas using traditional methods, demonstrating the increased productivity that can be achieved by using the CA approach. By the end of December 2020, 1,018 farmers had registered to participate in the CA project and they have received 450 kgs of seeds.

The table below shows the results for the 2019/2020 season:

Villages	Groundnuts		Cowpeas		Rice		Maize		Bambara Nut		Pigeon Peas		Cassava	
	CA	TD	CA	TD	CA	TD	CA	TD	CA	TD	CA	TD	CA	TD
Nataka	2,015	1,385	712	402	3,112	2,314	276	126	261	180	1,759	1,340	83,860	47,043
Nathuco	2,345	1,028	1,597	1,068	4,580	2,549	708	351	197	138	2,812	1,889	72,450	46,255
Naholoco	650	251	335	192	2,103	1,564	.	.	88	56	356	210	31,760	21,231
Mtiticoma	1,770	875	390	187	3,670	2,400	.	.	156	92	329	253	24,500	21,775
Mulimune	579	318	534	357	549	268	.	.	74	45	375	261	36,380	23,732
Isoa	562	395	366	191	159	88	165	108	40,823	27,456
Cabula	566	380	557	274	310	230	.	.	77	51	314	194	44,617	29,623
Tibane	1,690	943	495	326	1,080	816	.	.	394	268	473	286	36,910	28,300
Topuito	680	421	1,038	608	4,284	3,238	.	.	375	234	458	319	66,200	38,603
Total	10,857	5,996	6,024	3,605	19,688	13,379	984	477	1,781	1,152	7,041	4,860	437,500	284,018

*CA = Conservation Agriculture Methods. TD = Traditional Methods. All figures shown in Kilograms (kgs)

aims to transfer skills and good practices in agriculture that will enable the participating farmers to increase their productivity, reduce crop disease and grow crops that were previously not viable in the area.

In 2020, participating farmers split their fields in two and cultivated one half using traditional agricultural practices and the other using CA practices, including mulching and recommended crop spacing.

291 farmers (218 women) prepared 112,95 ha and as part of agriculture techniques they learned to produce seeds. In that context for the season 2019-2020, they brought 4,070 kgs

**291 farmers
participated in
the Conservation
Agriculture Project**



A Conservation Agriculture project staff member giving training to a local farmer

Summary of other agriculture and livelihood projects

Vegetable project

In 2020, the farmers continued providing fruit and vegetables for the mine's kitchen. They produced 24,469 kgs of vegetables in a total area of 16.1 hectares. Of these, 20,679 kgs were sold to the mine kitchen and 3,790 kgs were sold to the local market. The farmers earned a total of 1,510,336 Mts (US\$20,137). This is an increase of 28% compared with 2019.

In addition, the fruit suppliers which are not direct KMAD beneficiaries supplied the mine kitchen with a total of 58,253 kgs of various fruits and vegetables, earning 2,922,490 Mts (US\$52,600).

Vulnerable People

Namalope

KMAD identified a new partner and signed a partnership agreement with a consultant (Soluções Rurais) to help identifying and maximizing support projects for vulnerable groups.

In total 3,345,175 Mts (US\$53,101) was invested in small-scale businesses in Pilivili and Mpago

The database for Namalope was updated and 238 families were reconfirmed as vulnerable: 157 elderly, 49 female headed households and 32 physically challenged people (previously there were 328 registered). Some have moved from the area, others passed away and some were not found at their addresses.

Quarterly mobile check-up clinics for vulnerable people have been started up in collaboration with the Health Department. A total of 105 elderly and physically challenged people were seen during this 1st cycle.

8.4 kgs of vegetable seeds were distributed to 59 vulnerable families (21 elderly and 38 female headed households) to produce vegetables. 450 kgs of other seeds (groundnuts, pigeon peas and cowpeas) to vulnerable families located in Mulimune, Tibane, Nataka, Mtiticoma, Nathuco, Naholoco, Isoa and Cabula as part of their support for the agricultural season of 2020 – 2021.

A hen project has been started and is in the first phase in Nataka, Nathuco Mulimune and Naholoco. 90 vulnerable households received 5 hens and in total 450 were distributed. Furthermore, there were 528 hen births, 576 deaths, 10 were eaten and 3 were sold to buy other products. The deaths were caused by challenges related to the weather. In 2021 KMAD will keep monitoring the project with support from SDAE and only after that will it be able to assess if the project can be carried out in the remaining communities.

KMAD has discussed other project opportunities with vulnerable groups including fruit production and involvement in the nursery project.

Pilivili and Mpago

A baseline survey of vulnerable households was finalised in Pilivili (406 identified - 161 female headed household, 225 elderly and 20 physically challenged people) and Mpago (178 - 71 female headed household, 72 elderly and 35 physically challenged people). The initiatives for vulnerable households in Pilivili are still being discussed.

Case Study

Farida Americo Momade is from Angoche and has lived in Topuito for more than 5 years. She is married, has one son and is expecting a second. Farida has always been interested in managing her own business. She applied for KMAD funding in 2017 to open a store. Initially, she ran a hardware store but she later changed it to a grocery store. Farida was renting

the space to begin with but she has used the profits from the business to buy her own shop. She has fully re-paid the loan and built her own house in Topuito and Nampula city. Farida's business gave her family economic stability and an improvement in their social conditions.



Farida Americo Momade
in her general store,
supported by KMAD



Farida in front of her
general store

HEALTHCARE DEVELOPMENT

Ensuring healthy lives and the well-being of the local community is essential to sustainable development. KMAD provides funding for healthcare infrastructure improvements, such as building medical centres and pharmacies, capacity development of medical staff and community health awareness initiatives. KMAD also supports access to clean drinking water, installing water supply systems in the Mine's host communities.

Supporting healthcare services

Health clinic

In 2020 KMAD funded the construction of a new maternity and pre-partum facility which is expected to provide a better condition of treatment for the patients. The total investment made by KMAD in health infrastructure was US\$208,649.

Throughout the year, 21,579 people (9,572 women) attended the clinic's outpatient department, which represents an increase of 4.4% compared to 2019. However, the number of women seeking consultations reduced by 5.8%. The main reason for this reduction was COVID-19. Of these consultations 8,914 were paediatric consultations (4,490 for girls).

Malaria continued to be the primary reason people were seeking treatment.



Healthcare staff in front of the KMAD health clinic

The table below summarises the number of people tested and the results:

Malaria	# Tested		# Positive	
	2020	2019	2020	2019
Men	3,025	781	466	396
Women	3,453	1,641	3,028	1,404
Male children	4,063	2,359	3,653	2,050
Female children	4,191	2,563	3,665	2,215

The table below summaries the number of patients reporting to the clinic with various complaints:

Complaints	# Adults		# Children	
	2020	2019	2020	2019
Fever	1,075	781	466	396
Diarrhoea	122	170	130	343
Cholera	0	0	3	0
Tuberculosis	9	24	0	2

The table below summaries the number of patients the clinic tested for various diseases in 2020:

Diseases tested	Men				Women			
	# tested		# positive		# tested		# positive	
	2020	2019	2020	2019	2020	2019	2020	2019
STIs*	152	198	152	186	106	159	106	152
HIV**	618	2,348	86	173	482	1,963	122	228

*Sexually Transmitted Infections: infections that are commonly spread by sexual activity.

**Human Immunodeficiency Virus



A consultation at the KMAD health clinic

Of the patients who tested positive for HIV, 215 patients (130 women) started treatment with Antiretroviral Therapy.

Mother and child healthcare services

The services delivered by the mother and child healthcare services were as follows:

Mother and child healthcare services	2020	2019
# of patients received	3,403	3,989
# of patients who attended pre-natal consultations	1,432	1,483
# of patients who received family planning support	1,352	1,797
# of births in the clinic	618	709
# of education sessions hosted by midwives in the clinic	53	32
# of people attending education sessions hosted by midwives in the clinic	2,257	1,763
# of education sessions hosted by midwives in the villages	302	306
# of people attending education sessions hosted by midwives in villages	3,436	4,798



A mother and child attending a consultation

The number of births in the clinic decreased to 618 in 2020, compared to 709 in 2019, representing an average of 52 births per month. The number of home births decreased to 12 in 2020, compared to 24 births in 2019.

Community health awareness

The community health programme promotes awareness on health issues, hygiene and sanitation, primarily through group discussions. In 2020, community volunteers conducted 40 sessions in the health clinic and 259 sessions in the villages.

The table below summaries the number of people who attended the community health sessions:

Community health sessions	Men	Women
# attending the community health sessions in the clinic	504	1,199
# attending the community health sessions in the villages	970	1,736



The health clinic ambulance

The main topics covered related to COVID-19 prevention including the correct use of masks, improving sanitation, reducing the risk of diarrhoea, reducing the risk of contracting HIV and AIDS and malaria prevention, with a focus on the correct use of mosquito nets and the need to follow the malaria prescription until the last day.

Pilivili

In 2020, KMAD started the construction of a new Health Centre comprising a main clinic bloc, 1 maternity block and pre-partum facility and 2 houses for health staff. The total investment made by KMAD in health infrastructure is US\$372,162.

Water and sanitation

Namalope

In 2018, a concern was raised by the local communities over the quality of the water that is available to them from the various community water sources in the locality. After undertaking a testing programme involving KMAD, civil society and the district government, it was concluded that a number of the village water sources had levels of nitrates, coliforms and iron above the defined parameters for water to be fit for human consumption. In order to address this, KMAD signed a contract with Associação Multi-Sectorial para o Desenvolvimento Sustentável (AMULTSDS) – Multi-sectorial Association for Sustainable Development - an NGO based

**21,579 people
attended the KMAD
clinic's outpatient
department, which
represents an
increase of 4,4%
compared to 2019**



Local people collecting water from a KMAD installed pump

in Nampula city, which specialises in water and sanitation initiatives. The objective of the project was to assist the communities to improve sanitation and water treatment practices, using affordable materials, such as ashes, moringa leaves, boiled water, etc. AMULSTDS started its activities in August 2019 on a one-year contract. Unfortunately, AMULTSDS did not perform well and the partnership has been terminated. KMAD is looking for other entities with the required experience that are also familiar with the Topuito area.

In Cabula, KMAD installed one solar powered water system with 4 taps.

The villages continue to contribute money for electricity and the maintenance of the boreholes, however 2 communities are not collecting money: Topuito have not been collecting due to the COVID-19 pandemic, and Naholoco have not been

collecting because the pressure in the system is not good. KMAD installed a new pump but the water committee is not able to collect money to install the electricity and connect the pump.

The table below summarises the amount collected by water committees in 2020:

Village	Total collected by the water committees (Mts)
Cabula	1,950
Nataka	7,344
Nathuco	930
Mtiticoma	136,180
Mulimune	3,510
Tibane	10,625
Topuito	0
Naholoco	0
Total	160,439

As a result of COVID-19, health fairs were not undertaken in 2020 but door to door health campaigns continued. KMAD distributed 22,464 masks to 6,602 families living in Topuito locality.

Pilivili and Mpago

The installation of water supply systems in Epuri and Muolone is being finalised.

10 boreholes have been drilled and delivered to the following communities: Epuri (1), Muoloni (2), Namaize (1), Jadoni (1), Nailocone (1), Hori (2), Caneia (1) and (1) Namalico.

KMAD started the construction of a new Health Centre consisting of a main clinic bloc, 1 maternity block and pre-partum facility, and 2 houses for health staff

CASE STUDY

In 2018, in partnership with the Larde District Government, KMAD granted scholarships to 35 young women from the District for them to undertake a 2 year course in Mother and Child Healthcare in Nampula City. Of the original 35 scholars, 27 students completed the course successfully and graduated at the end of 2019. Fatima Domingos Manuel is one of them, who had no financial capacity to pay for her studies and through KMAD and Government initiatives she got the chance to continue her studies and became one of the SMI Nurses working at Mtiticoma Health Centre-Topuito

27 students successfully graduated the 2 year course in Mother and Child Healthcare



Fatima Domingos Manuel
successfully completed the
Mother and Child Healthcare
Course




Fatima with other graduates
of the Mother and Child
Healthcare Course

EDUCATION DEVELOPMENT

All children should have the opportunity to obtain a good quality education. KMAD supports this goal through the funding of physical infrastructure, capacity development of teachers and sponsorship of scholarships for further education that would not otherwise be possible within the local area. KMAD also supports skills transfer at all ages through vocational training and the development of sports activities.

Technical school

Computer equipment and furniture was provided to the technical school in 2020. The vocational training centre had a total of 171 students (56 girls) enrolled in 2020 in the following courses: Electricity 60 (26 women), Civil Works 53 (17 women) and Industrial Mechanics 58 (13 women). The students were expected to start the internship program in 2020 but because of interruption of the 2020 academic year, it was rescheduled to May 2021.



Schools in Moma's host communities

Improving primary education

Unfortunately, because of the COVID-19 pandemic, schools in Mozambique were closed so the programme had to be cancelled. It is expected to restart when the schools re-open in 2021.

Construction of schools

Namalope

Naholoco and Mulimuni school blocks have been built and equipped with 120 school benches and the construction of the new Tibane block is ongoing. Additionally, KMAD purchased 240 school benches for Topuito Secondary School.

In 2020, KMAD provided school materials to 4,972 pupils and 65 teachers in the Moma Mine's host communities. The table on the following page summarises the types of school materials provided:



KMAD currently supports 5 scholars at university, 2 at the technical school at 189 at secondary school

School materials provided to pupils	# provided
Exercise books	17,006
Pencils, erasers and sharpeners	2,238
Pens	2,734
Rulers	1,865
Drawing kits	773
Items provided to teachers	
Exercise books and pens	130
Rulers	65

Pilivili and Mpago

In Pilivili and Mpago, 4 schools are being built: Hori with 7 classrooms and an administration area and toilets. Caneia, Namaize, Nailocone with 3 classrooms and an administration and toilets.

Scholarships provided to local students

In 2020 KMAD supported 52 scholarships; 50 for secondary education and 2 for university. We no longer need to send the secondary school scholars to Moma secondary school because a secondary school has opened in Topuito. This means the number of scholars could be increased as boarding no longer needed to be covered.

There are currently 5 scholars at university and a total of 189 scholars at secondary school, and 2 at the technical school.

The 50 students at the Larde Secondary School passed and of the 91 in Moma secondary school, 42 passed (11 girls) the remaining are preparing for exams which, due to COVID-19, will take place in February 2021. In Carapira, 2 students completed the course and they will start internship program in 2021 for 6 months.

The scholarships for secondary school as well as the University bursary scheme are not following the normal timeline for applications, as the 2020 academic year will close in February 2021 due to COVID-19.

Year	# grantees	# dropped out	# graduates	Total end of year
2013	14	2	0	12
2014	17	5	0	12
2015	19	6	0	13
2016	24	7	0	17
2017	24	8	0	16
2018	24	6	5	13
2019	24	2	14	8
2020	50	4	2	91
Total	196	40	21	135

Sports and culture

In 2020 KMAD did not support local sport as the President declared a State of Emergency due to COVID-19 and sports activities were cancelled.



A school building constructed by KMAD

CASE STUDY

In 2018 KMAD contracted a Mozambican NGO, Facilidade, to undertake a pilot programme to improve the quality of primary education in the locality. Facilidade is an organisation based in Nampula with experience in education methodologies to improve the quality of learning in schools. It conducted an assessment of reading, writing and calculation skills in local children aged from 9 to 15, and provided training to teachers and school principals in new interactive teaching techniques, initially targeting children in grades 2 and 3. Improving the quality of primary education will be the foundation for maximising the benefits that can be gained from other KMAD initiatives, such as the bursary scheme for secondary and university education.

This pilot programme was very successful and as a result, KMAD signed a contract for a three year programme to commence in 2019. The programme was expanded to cover grades 3 to 5 and involve 1,500 local children. 32 individuals (teachers, headmasters, deputy headmasters and local facilitators) were trained in the new interactive teaching techniques. FMO, the Dutch development bank, are co-funding this 3 year programme covering 50% of the costs, which represents continued strong support for KMAD's initiatives from an organisation that has been involved in co-financing previous KMAD activities.

In August 2019, 814 students participated in the initial evaluation of the programme and 530 participated in the final evaluation at the end of the cycle. This reduction in the number of participants was due mainly to a number of teachers being absent due to attending Education Department training courses.

In grades 3 and 4, 1,300 pupils saw reading and calculation competencies improved and 80% of the target group passed to the following level.

24 teachers with were trained and 72 members of the school council were appointed roles to carry out the project.

The project was suspended due to COVID-19, but is expected to continue in 2021.



A pupil in a primary school supported by KMAD



Local football teams supported by KMAD. Figure 1

GOVERNANCE SUPPORT

In addition to its three key focuses, KMAD supports other initiatives to benefit people living in the Moma Mine's host communities.

In 2020, KMAD supported the following initiatives:

- The transportation of 75,000 cashew saplings from various parts of the province to Larde in order to promote the cultivation for business purposes
- The purchase of equipment such as buckets, gloves, bowls, plates and spray pumps for the Cholera treatment unit in Larde Health Centre
- Provided training for Teachers, Community Leaders and Traditional Influencers in COVID-19 prevention in order to give them enough information to guide and inform the communities and minimise the impact of the disease

CHALLENGES FACED DURING 2020

Challenges were principally related to COVID-19 and the State of Emergency that was declared in response. The education programme with Facilitade needed to be cancelled as a result. Health fairs were also cancelled and KMAD monitoring sessions had to be reduced as there were restrictions on the number of people that could gather.

LOOKING FORWARD

Targets for 2021

Livelihoods and economic development:

- Fund a total of 20 income generating projects in both the Namalope and Pilivili area
- Implement new support programs for vulnerable people and expand support to the area
- Expand the Conservation Agriculture project to the Pilivili area

Healthcare Development

- Transform old maternity building into a small emergency treatment unit
- Provide support to cover salaries for 17 nurses

Education Development

- Construct 3 school blocks: 1 in Mtiticoma, 1 in Epuri and 1 in Muolone village
- Resume the improvement of education when schools reopen
- Provide 6 bursaries for university degrees
- Provide 24 bursaries for secondary school



Local football teams supported by KMAD. Figure 2

APPENDICES



The KMAD woodwork project

SOURCES OF FUNDS

Kenmare Moma Development Association

Sources & uses of funds for the year ended 31 December 2020

Sources of Funds	Actual 2020 US\$	Actual 2019 US\$
Kenmare Resources plc and other subsidiary companies	1,951,933	1,514,373
Deposit interest	329	67
Total	1,952,262	1,514,440

Uses of Funds	Actual 2020 US\$	Actual 2019 US\$
COVID-19	365,143	0
Pilivili Road RAP	327,512	233
Pilivili RAP Expenditures	300,598	0
Primary Schools Infrastructure	222,979	53,260
Water & Sanitation Projects	141,262	72,038
Health Infrastructure Projects	132,172	126,061
Agricultural Production & Diversification	89,014	11,855
Employee Salary Costs	70,074	57,353
Educational Capacity Building	63,861	55,323
Other Employee Costs	52,291	59,121
Small Business Support	49,455	19,097
Travel & Accommodation	39,401	17,315
Technical Training Centre	32,895	580,203
Scholarships	29,535	42,778
Community Health Support	21,207	103,020
Local Governance	14,796	28,196
Vehicle Running Costs	13,080	7,830
Educational Support Projects	12,931	2,089
Vulnerable Groups	8,797	12,168
Fuel Costs	8,468	7,200
Community Radio	6,289	18,232
Office Supplies	2,323	9,376
Miscellaneous Costs	1,412	2,072
Sports & Social	800	2,197
Communication	650	182
Staff Training	243	10
Poultry Project Broilers	218	185
Technical Assistance	0	727
Sewing Project	(78)	0
Total	2,007,328	1,382,780

Change in Funds	Actual 2020 US\$	Actual 2019 US\$
Surplus/(Deficit) of funds for the year	(55,066)	131,660
Bank Charges	(597)	(633)
Foreign Exchange Gain/(Loss)	(19,174)	(11,302)
Closing funds for the year	(74,838)*	119,726

*The deficit was due to additional costs incurred for local school support and health development. The deficit will be funded by Kenmare Resources plc in 2021.

Appendices 1: Livelihoods & Economic Development 2020

Areas/Activities		Indicators	Expected outcomes
1.1 Income generating projects			
1.1.1	Funding 10 community income generating projects	No. of businesses funded No. of beneficiaries	10 new small businesses established Existing projects operating successfully and independently
1.1.2	Improve and expand income generating projects	No. of projects funded for expansion or improvement No. of business initiatives introduced	MoU signed with a local NGO 2 projects refinanced for expansion or improvement
1.1.3	Finance projects identified by KMAD	No. of projects identified No. of beneficiaries funded	1 project funded identified by KMAD
1.1.4	Support to eggs and poultry projects	No. of layers No. of eggs produced on weekly basis No. of chickens sold	Eggs and poultry project fully equipped to supply products to the market. 300 eggs produced daily 600 chickens sold in each cycle
1.2 Support to vulnerable groups			
1.2.2	Finance income generating projects in 9 villages (2 projects)	No. of people funded to develop a small business	2 vulnerable groups funded for income generating projects
1.2.3	Support to elderly and female headed households	No. of old people that received support No. of projects run by single woman headed households	166 elderly people supported on agriculture and livestock projects 89 women supported on agriculture and livestock projects
1.3 Agricultural programmes			
1.3.1	Expansion of Conservation Agriculture practices	No. of new farmers by gender applying CA No. of farmers trained in CA No. of farmers clubs created % of increase on the production by the farmers	MoU with local NGO to expand the number of farmers practising Conservation Agriculture (CA)
1.3.2	Associate CA with promoting of maize and resistant cassava variety propagation	% of farmers that prepared their compost Area planted No. of farmers that received maize and other seeds Quantities of other seeds distributed Quantities of seeds contributed by the farmers No. of farmers whom passed on cassava stalks	50% of CA farmers producing maize 20% of cassava beneficiaries passing to new farmers
1.3.3	Technical support to increase the vegetable production	Quantities of vegetable produced and sold to IFS and local markets No. of local vegetable producers Area produced	20% increase on the produced and sales compared with previous year (baseline: 17,520 kgs) 5 new farmers producing vegetables supported by KMAD (baseline: 75 farmers) 30% of increase in areas produced (baseline: 11 hectares)
1.4 Good governance and local capacity support			
1.4.1	Support to Moma Radio	Support to Moma and Radio Larde No. of programmes	Maintenance of Larde Radio Repairs of Moma Radio Training of the Radio Staff KMAD Development programmes being broadcasted by both radios "A voz de Topuito" broadcasted on the radio
1.4.2	Support for technicians allocated to implement urban plan	No. of technicians allocated Topuito Urban Plan activities carried out	SDPI (District Services for Infrastructures and Planning) allocated 1 Technician to Topuito Locality KMAD paying salary for the SDPI Technician Urban plan in progress Training of local Leaders on land organisation
1.4.3	KMAD monitoring sessions with all stakeholders	No. of sessions organized No. of people attending to the meetings	Facilitation of quarterly monitoring meetings with SCO, Government and communities
1.4.4	Support to local Governance	No. of initiatives requested that were supported	Support from KMAD to the implementation of the local government activities Logistical support
1.4.5	Construction of a community hall	No. of community hall built	Construction of a community hall
1.4.6	Institutional support to the District Government	No. of District Government Institutions supported Amount of support given Activities supported	Support given to the Government for the implementation of their activities Total of 300,000 Mts funded to the District Government

Comments
<p>3 out of 5 approved have been financed and the business has started: Mtiticoma building material shop, Nataka Carpentry and the electricity voucher machine for Tibane. The Naholoco Multimedia Centre was cancelled until the restart of the school year in 2021 and the building material project from Topuito was cancelled as the proponent passed away. It was not possible to achieve the target because the proposals received were not sustainable. In total 2,713,971 mts (US\$35,418) was invested.</p>
<p>MoU signed with AENA (a local NGO). From the 4 projects that have been selected: 2 Grocery shopping in Topuito Eggs of Mtiticoma, Salt project in Naholoco. 3 groups of community nurseries were refinanced (Namicutha, Nathuco and Mulimune).</p>
<p>Nursery project is expanding and for that reason 5 new groups were identified, trained and financed.</p>
<p>Over the year the Mtiticoma egg producer produced a total of 104,800 eggs, an average of 8,733 eggs a month. Of these, a total of 79,921 eggs were sold to the mine's kitchen and 631 to the local markets. This was a 13% increase compared to 2019. The poultry project did not perform well due to increased demand of chicks in Nampula city and the supplier not being able to deliver. Consequently, the two new poultry projects (Nataka and Mtiticoma) only managed to do 2 cycles instead of three. Additionally, they had significant losses during transport with 110 (out of 300) for Nataka and 105 (from 400) for Mtiticoma. The deaths were a result of negligence from the owners regarding the choice of car (Minibus which is a closed vehicle and does not allow for enough air circulation). In 2020 Nataka sold 234 out of 300 chickens yielding a total of 55224 Mts (US\$877) and Mtiticoma sold 568 out of 600 earning 141,886 (US\$2,252) a reduction of 47% compared to 2019.</p>
<p>The database of vulnerable people has now been finalised. Final numbers are as follows: Namalope: total of 238, of which 49 women headed households (WHH), 157 elderly (ELD) and 32 physically challenged (PC). Piliivil: total of 406, of which 161 WHH, 225 EL and 20 PC. Mpago: total of 178, from which 71 WHH, 72 EL and 35 PC. Proposed support actions include capacity development and involvement of people in small income generating projects. The report and actions are being reviewed. 1 group for the nursery project was established and trained.</p>
<p>Small hen project: started with distribution of 450 chickens (150 in Mulimune, 50 in Nataka, 50 in Nathuco and 200 in Naholoco) to benefit 90 elders (families). Each family received 5 hens. There were 528 new births, 576 deaths, 10 were eaten and 3 sold to buy other products. The balance at the end of the year was 389 hens. Conservation Agriculture project: 166 vulnerable groups are participating. In December, 450 kgs of seeds were distributed for the 2020/2021 production season. Vegetable production: 59 elders involved (38 planted in elevated gardens in the home yard and 21 planted on their farms). In Topuito, a single female vegetable producer was refinanced to set up small irrigation system for her farm. In Cabula, the construction of a grocery shop for 3 vulnerable families is in the final stage.</p>
<p>MoU signed with AENA (a local NGO). 291 farmers (218 females) prepared 112,95 ha and as result of agriculture lessons they learned they prepared their own seeds. They prepared 16,740 kgs of seeds and KMAD topped this up with 1,324 kgs of seeds for a variety of crops. As a result, approximately 483,698 kgs of crops were produced in the CA plots compared to approximately 313,664 kgs in the areas using traditional methods, demonstrating the increased productivity that can be achieved using the CA approach. By the end of the year the number of farmers increased from 291 to 1,008, split into 36 clubs. 2019/2020 crop production season produced a total of 797.3 kgs compared to 519.5 kgs during last season, which represents an increase of about 53%.</p>
<p>28% of farms with compost. The 112.95 hectares (ha) used in CA was shared as follow: 43.9 ha for cassava. 37.8 ha for groundnuts. 3.5 ha for cowpeas. 22 ha for rice. 1.2 ha for maize. 0.5 ha for bambara. 4 ha for pigeon peas. For the 2020-2021 season, 450 kgs of seeds were distributed as per the following quantities and varieties: 25 kgs of maize, 25 kgs of sesame, 200 kgs of cowpeas and 200 kgs of pigeon peas. 120 (out of 134) farmers passed the stalks to 367.</p>
<p>In 2020, the farmers continued providing vegetables and fruits for the mine's kitchen. They produced 24,469 kgs of vegetables in a total area of 16.1 hectares. Of these, 20,679 kgs were sold to the mine kitchen and 3,790 kgs were sold to the local market. The farmers earned a total of 1,510,336 Mts (US\$20,137). This is an increase of 28% compared with 2019. In addition, the fruit suppliers which are not direct KMAD beneficiaries supplied the mine kitchen with a total of 58,253 kgs of various fruits and vegetables, earning 2,922,490 Mts (US\$52,600). In 2020, 34 farmers were registered, increasing the beneficiaries to 101 (54 women). The total area for vegetable production in 2020 is 16.1 ha, an increase of 46.8%.</p>
<p>Both radios are operational but over the year both had technical problems that were resolved with KMAD support. Over the year Radio Macone and Larde broadcasted information about the KMAD bursary program for university, road safety over the festive season, malaria and HIV prevention, income generating programs, construction of schools and information related to KMAD development activities.</p>
<p>KMAD donated 554 litres of fuel for the implementation of SDPI activities in Topuito.</p>
<p>Over the year, 2 sessions were held and were attended by Community Leaders, Provincial MIREME, District Government, SCO and Provincial Assembly. The KMAD 2021 plan was agreed and signed off.</p>
<p>554 L/year fuel granted to the Head of the Locality.</p>
<p>Project changed to support the 27 nurses who graduated last year. Salaries paid out from November-December including the 13th cheque for 17 nurses (out of the 27 that finished the course) that have so far been employed by Government.</p>
<p>In 2020, KMAD supported the Government on the following initiatives: The transportation of 75,000 cashew saplings from different places in Nampula province to Larde in order to promote the cultivation for business purposes. The purchase of equipment such as boots, buckets, bowls, spray pumps, cups, plates and gloves for the Cholera treatment unit in Larde. The training of teachers, Community Leaders and Traditional Influencers in COVID-19 prevention in order to provide them with enough information to guide and inform the communities and minimise the impact of the disease.</p>

Appendices 2: Healthcare Development 2020

Areas/Activities		Indicators	Expected outcomes
2.1 Support healthcare services			
2.1.1	Support to education and awareness campaigns	No. of sessions facilitated by the volunteers and midwives Themes addressed No. of people targeted by gender No. of people referred to the clinic	9 villages of Topuito fully informed on how to prevent Malaria and other common diseases
2.1.2	Health fairs	No. of people targeted during the fairs by gender and age group No. of services provided in the fairs No. of people referred to the health clinic for further treatment	9 villages provided with access to basic services and health information
2.2 Training and support			
2.2.1	Training of volunteers and midwives	No. of trainings and refresher trainings conducted No. of volunteers trained per village	2 trainings conducted 100% of volunteers and Midwives trained
2.2.2	Support to the local nurses	No. of Nurses integrated in the National Health System No. of Nurses salaries being covered by KMAD	MoU signed with District Health Directorate to enrol part of the 27 nurses
2.3 Infrastructure Development			
2.3.1	Expansion of the health centre	No. of patients seeking health services No. of general, maternity and paediatric consultations No. of Malaria cases registered in adults and children; No. diarrhoea and other diseases No. of HIV tests No. of people that initiated ARVT No. of Sexual Transmitted Infections tests No. of women going for pre-natal and family planning consultations No. of births at the clinic and in the communities	Clinic prepared to respond to Malaria and other diseases Construction and equipment of the maternity block New maternity block built
2.3.2	Logistical support to the ambulance	No. of times serviced Quantity of fuel provided p/month	Servicing of the ambulance Logistical support given
2.4 Water and Sanitation			
2.4.1	Support water and sanitation campaigns	No. of trainings conducted No. of committee members trained No. of campaigns conducted per village No. of people that were part of the campaigns	Water and Sanitation committees trained 50% of the villages conducting sanitation campaigns
2.4.2	Drilling of borehole in Cabula	No. of boreholes drilled No. of taps Amount of money collected monthly No. of taps operational	1 borehole drilled in Cabula People with more access to clean water
2.4.3	Maintenance of boreholes & water systems	No. of existing boreholes No. of operational boreholes Amount contributed by each village	All boreholes operational 80% of the villages' members contributing for monthly operational costs (maintenance and electricity) of the boreholes
2.4.4	Finance a partner organisation to implement community-based water treatment project	No. of committees' members restructured and trained No. of families treating the water No. of water points fenced No. of improved latrines and family landfill No. of scullery	Restructure of water committees 60% Villages doing water treatment

Comments
Over the year the volunteers and midwives conducted 3,554 education and awareness sessions. Topics covered were COVID-19, HIV, Malaria, SDT and Diarrhoea prevention. Due to COVID-19 the sessions were done in small groups and midwives reached a total of 5,693 people (3,736 women).
Fair cancelled due to COVID-19. Focus is being given on prevention sessions and distribution of face masks. We distributed 22,464 masks covering 6,602 families. Nobody was referred to the clinic.
Due to COVID-19 SDSMAS rescheduled the training for January 2021.
MoU signed in November 2020. 18 Nurses passed the exams for SMI positions at SDSMAS-Larde and 17 signed contracts (the 18th was a no show). Nurses salary will be paid out for 24 months.
The clinic attended a total of 21,579 patients of which, 498 on general consultations, 184 on maternity and 424 paediatric consultations. 14,732 individuals went for malaria tests. Of these, 6,478 (3,453 females) adults and 8,254 (4,191 females) were children. Of the total tested, 3,273 (1,641 female) adults and 4,922 (2,563 female) children tested positive. 1,541 fever cases were registered. 1,703 individuals were tested for HIV of these, 208 (122 females) were adults and 603 (267 females) were children. Of the total tested, 208 (122 females) adults and 12 (6 females) children tested positive. 224 started ARVT (134 females). 152 men and 106 women tested positive for STIs. Furniture for the maternity block started being delivered while finishing works on the maternity block were being carried out. The clinic registered 1,432 pre-natal consultations and 1,352 family planning consultations. 631 births were registered (12 in the community).
1,640 litres of fuel was received over the year. Over the year, 2 maintenances were carried out.
8 water committees have been refreshed. Over the year the volunteers have been involved in 299 cleaning campaigns done in the 9 villages. 4,409 community members participated as follows: Naholoco 546 (369 females), Mulimune 533 (357 females), Topuito 691 (445 females), Mtiticoma 608 (388 females), Tibane 519 (318 females), Cabula 496 (316 females), Nataka 654 (493 females), Nathuco 336 (218 females).
System set up and operational. 145 families fetching water at the taps. 4 operational taps.
No further progress was made by the Naholoco community to collect a contribution from the community for the system power bill. The Nataka system reported issues of lack of pressure. A contractor has been contacted and will mobilize a team in January 2021. The engineering team reported that the main issue in Topuito is the additional connections being done by residents to the originally designed system that is reducing pressure throughout the taps. The issue was raised with the community leadership and water committee to jointly discuss the way to address this. In 2020, the communities contributed 160,439 Mts distributed as follows: Cabula 1,950, Nataka 7,344, Nathuco 930, Mtiticoma 136,180, Mulimune 3,510, Tibane 10,625, Topuito 0, Naholoco 0.
There are 8 existing water committees at the moment in all villages except Isoa. Refresher training was carried out in 2020. From August 2019 – August 2020 KMAD had a contract with AMULTSDS to undertake a water sanitation program with the objective to assist the communities to improve the sanitation and water treatment practices, using affordable materials. Unfortunately, AMULTSDS did not perform well and the partnership has been terminated. KMAD is looking for other entities with the required experience that are also familiar with the Topuito area. Contacts and preliminary discussions have been held with SNV to discuss a possible partnership on the community water projects. KMAD submitted a summary paper of project that have been implemented and challenges on hand that will be used by SNV to prepare a project proposal.

Appendices 3: Education Development 2020

Areas/Activities		Indicators	Expected outcomes
3.1 Human Capital Development			
3.1.1	Bursary programme for secondary school	No. of new students benefitting from the scholarship No. of students benefitting from KMAD bursary; No. of new students that received school material No. of students that passed; No. of drop outs Support given	24 new scholarships granted to locals for secondary education School material distributed to all new grantees 80% of students passed No dropouts 1 project or business opportunity given to Moma Boarding House/ Carapira School Rehabilitation of Moma boarding school bathrooms. Support given to the boarding schools
3.1.2	Bursary programme for higher education	No. of students (No. of females) that applied for the scholarship No. of new grantees No. of students that received the scholarship No. of students that passed No. of students in public universities	4 bursaries granted to Topuito students who conclude grade 12 8 students enrolled in KMAD scholarship schemes in 2020
3.1.3	Support to improve the quality of primary education – partnership with Facilitade	No. of students of grade 3 & 4 improved after 1st evaluation No. of teachers and local volunteers trained No. of teachers from grade 3 to 5 applying the skills No. of school council members trained No. of meetings and workshops held No. of activities involving parents	1,300 pupils of grade 3 and 4 with reading and calculation competencies improved 80% of the target group passed to the following level 24 teachers with WN teaching skills 72 members of the school council aware of their role.
3.1.4	Distribution of school materials	% of pupils that received school material % of teachers that received additional school material Quantity of school material distributed to the pupils Quantity of material distributed to the teachers No. of goods and school material distributed to the 1 school in Topuito Quantity of material distributed for COVID-19 prevention	95% of pupils enrolled in Topuito school with materials distributed by KMAD 100% of existing pupils and teachers with additional school material supported by KMAD Support to 1st of June celebration Support to restart the school in Topuito
3.2 Infrastructure Development			
3.2.1	Phase 2 equipment, support to technical and secondary school	No. of infrastructures/rooms equipped No. of students enrolled No. of students doing internship at Kenmare/Subcontractors No. of desks	Completion of Phase II equipment and installation of the school 120 of students enrolled in the technical school 90 students doing internship in Kenmare/Subcontractors 160 desks provided
3.2.2	Construction and furnishing of 4 classroom school blocks in Mulimune, Naholoco and Tibane Village	No. of classrooms built per village No. of benches and desks in a classroom per school	3 blocks of 4 classrooms built 120 school benches distributed
3.3 Other Education Projects			
3.3.1	Other education projects	No. of schools benefitting from KMAD support	School garden project started in 2 schools of Topuito 120 desks distributed in Cabula school
3.4 Sports Development			
3.4.1	Support local male and female football championships and district championship	No. of teams (female and male) enrolled on the Local championship Support given to the winning teams No. of new modalities supported No. of prizes given to the 3 first winning teams of soccer championship	Local male and female soccer Championship Capacity building of the local sport committee New sport modalities introduced Competitive soccer league in Larde

Comments
<p>The District of Larde has built a secondary school in Topuito. As a result, 50 students (12 girls) received a scholarship in 2020. Giving a total of 141 recipients (30 girls) for 2020. Each one of the 141 students received 9 exercise books, 2 pens, a drawing kit and 50 out of 141, as it was their first year, received 2 pairs of school uniforms. Schools temporarily closed due to COVID-19 in March. It has not been decided when they will re-open. Project to be funded is dependent on the emergency situation caused by COVID-19. Rehabilitation is in progress and is expected to be finalised in January 2021.</p>
<p>Application for scholarships for 2021 has opened until the end of February. To date, 4 candidates have submitted their applications. The process will close on February 2021 because the 2020 academic year was rescheduled. KMAD started a review process of its bursary program with the intention of expanding opportunities and supporting more candidates to enrol in higher education courses. KMAD sadly lost one of the students. He died of an illness. The number reduced to 5 bursary recipients.</p>
<p>Addendum contract negotiated with Facilitade for when the school year resumes and schools reopen. Activity was suspended and expected to restart in 2021.</p>
<p>In 2020, 5,330 pupils were enrolled in Topuito Zip Cluster (from grade 1 to 7). KMAD distributed school material for 4,972 pupils, 93% of the total. The distribution for the rest of the pupils and for the teachers was not concluded due to interruption of the classes. KMAD distributed a total of 17,006 exercise books, 2,734 pens, 2,238 pencils and rubbers, 2,149 sharpeners, 1,865 rulers and 773 drawing kits. This activity was cancelled due to COVID-19 but a hamper comprising baby clothes, feeding bottles, bath sets and diapers was offered to the parents of pupils instead. The estimated cost of the hamper was 6,750 Mts (US\$107). To support the restart of the school KMAD supported provided the following material: 101 brooms, 101 bottles of sanitising solution, 12 boxes of soap packs, 101 buckets.</p>
<p>All furniture in the offices has been set up as well as the installation of 41 computers, MS Office, antivirus software, cabling and switches. 170 students (56 females) enrolled of which 90 (28 females) are new students, 1 transferred from another school and 1 female did not renew the application. Internship dependent on the opening of the schools. Activity postponed due to COVID-19. Total of 480 desks were supplied: 120 each in Mulimune and Naholoco and 240 to the new secondary school in Topuito.</p>
<p>Mulimune and Naholoco school blocks were equipped with benches and handed over to the education authorities. Tibane School block construction ongoing, foundation works underway.</p>
<p>School garden projects cancelled due to COVID-19.</p>
<p>Postponed due to COVID-19.</p>

Relocation Action Plan (RAP) - Pilivili Projects 2020

Areas/Activities		Indicators	Expected outcomes
1 Economic Development and Livelihoods			
1.1 Income generating projects			
1.1.1	Funding 10 community income generating projects	No. of project proposals submitted No. of projects funded No. of beneficiaries trained No. of trainings conducted per village	1 project financed in each of the 5 villages in the Pilivili RAP Training of 5 project beneficiaries on business and management
1.2 Support to vulnerable groups			
1.2.2	Finance income generating projects	No. of vulnerable groups No. of people supported by gender	Support 6 identified vulnerable groups families
1.3 Agricultural practices			
1.3.1	Promotion of Conservation Agriculture (CA) practices	No. of farmers by gender applying CA No. of farmers trained in CA No. of farmers supported by the technician/ village	1 technician allocated in Pilivili 150 benefitting of CA project
1.3.2	Technical support to increase the vegetable production	No. of groups & farmers producing vegetables Quantities of vegetable produced	4 group of farmers assisted on vegetable production
1.4 Governance and local capacity support			
1.4.3	KMAD monitoring sessions with all stakeholders	No. of sessions organized No. of people attending the meetings	Facilitation of quarterly monitoring meetings with SCO, Government and communities
1.4.4	Support to local governance	Logistical support No. of initiatives requested supported	Support from KMAD to the implementation of the local government activities
2 Health Development			
2.1 Support to healthcare services			
2.1.1	Support to education and awareness campaigns	No. of sessions facilitated by the volunteers and midwives Themes addressed No. of people targeted by gender	5 villages of Pilivili informed on how to prevent Malaria and other common diseases
2.2 Training and skills			
2.2.1	Training of volunteers and midwives	No. of volunteers per village No. of trainings conducted No. of volunteers trained per village	Each village with Health volunteers 2 trainings conducted
2.3 Infrastructure development			
2.3.1	Construction of the health centre	No. of patients seeking health services No. of general, maternity and paediatric consultations No. of Malaria cases registered in adults and children; No. diarrhoea and other diseases No. of HIV tests No. of people that initiated ARVT No. of Sexual Transmitted Infections tests	Clinic prepared to respond to Malaria and other diseases
2.4 Water and sanitation			
2.4.1	Support to water and sanitation campaigns	No. of trainings conducted No. of committee members created and trained No. of water systems opened No. of water points per system No. of families contributing Amount contributed per village No. of boreholes drilled No. of boreholes operational	5 Water and Sanitation committees trained 3 Water systems drilled in Pilivili, Muolone and Epuire 6 boreholes open in the 5 villages of Pilivili to replace those in the mine path
3 Education Development			
3.1 Training and skills			
3.1.1	Bursary program for secondary school	No. of students benefitting from the scholarship No. of new students that received school material No. of students that passed; No. of drop outs	20 new scholarships granted to locals for secondary education School material distributed to all new grantees 80% of students passed No dropouts
3.2 Infrastructure development			
3.2.1	Construction and furnishing of 1 classroom school block in Caneia (3 classrooms)	No. of classrooms built per village No. of benches and desks in a classroom per school	1 block of 3 classrooms built 120 school benches distributed
3.2.2	Construction and furnishing of 2 classroom school block in Namaize (3 classrooms)	No. of classrooms built per village No. of benches and desks in a classroom per school	1 block of classrooms built 120 school benches distributed
3.3 Other Education Projects			
3.3.1	Construction of a bridge between Pilivili and Epuire	Bridge built	Bridge built to allow access from Pilivili to Epuire

Comments
Update on the 7 projects selected for funding this year is as follows:
<ul style="list-style-type: none"> • Pilivilil grocery and fishing shop area were financed and started operating. • Mputini building material, Namaize small milling and Epure grocery shop were funded and started operating. • At the Muolone fishing project, the solar panel power supply started being installed. • The M-Pesa project is still waiting for Vodacom to restart registering new agents.
Activity to be conducted after finalising the activity in 1.1.1.
1 technician was allocated to Pilivilil.
Farmers received the areas but have not prepared the land. The issue was raised during the Community meeting and the Government promised to assist to find a solution.
Same as 1.3.1.
Farmers being selected by KMAD. Since some of them are already covered under the Namalope project.
First RAP monitoring session postponed due to COVID-19.
The new proposed date is January 2021. KMAD update though provided during formal community meeting held in December.
30 L/month of fuel was granted to the head of the locality on a monthly basis;
60 L of fuel for SDAE and SDPI in a monthly basis.
Malaria baseline survey ongoing. The report is due in January.
Same as 2.1.1.
SDSMAS will have to train the volunteers. Activity connected to activity 2.1.1.
Contractor started with construction of Pilivilil Health Centre which consists of a main clinic bloc, 1 maternity block and pre-partum facility and 2 houses for health staff.
Epure and Muolone small systems still not finalised due to wrong size of pump supplied. New pump expected to be delivered in January.
Boreholes in Caneia (1), Namaize (1), Muolone (2) and Epuri (1) have all been finalised, tested and the hand over file prepared. Hand over is scheduled to take place in January.
Activity to be done in February 2021 because of the updated school calendar.
NTR
Final details are in progress with frames of the windows and doors are being installed.
The walls are being erected.
The bridge has been completed, and the community can now easily travel to Epure from Pilivilil without difficulties or spend a lot of time using the main road.

Relocation Action Plan (RAP) - WCP B Road Relocation Projects 2020

Areas/Activities		Indicators	Expected outcomes
1 Economic Development and Livelihoods			
1.1 Income generating projects			
1.1.1	Funding of fishery association in Mualazi	No. of refrigerators acquired	1 Fishery Association funded in Mualazi
2 Health Development			
2.4 Water Sanitation			
2.4.1	Support to water and sanitation campaigns	No. of trainings conducted No. of committee members created and trained No. of boreholes drilled p/village No. of boreholes operational No. of families contributing Amount contributed per village	Water and Sanitation committees trained 2 boreholes in Hori 3 boreholes in Namalico 1 borehole in Jadone 1 borehole in Nailocone 1 borehole drilled in Matalahe 1 borehole In Nampeia
3 Education Development			
3.2 Infrastructure Developments			
3.2.2	Construction and furnishing of 2 classroom school blocks in Hori	No. of classrooms built No. of benches and desks in a classroom per school	Blocks of 3 and 4 classrooms built in Hori 245 school benches distributed

Comments
Project expected to be implemented by the same contractor who is installing Muolone project in January 2021.
<p>Training to be done after the conclusion of the boreholes.</p> <p>Boreholes in Namalico 1, 2 in Hori, 1 Nailocone and 1 in Jadoni, have been finalised and ready for hand over in January.</p> <p>The borehole in Nampeia was underway at year end.</p>
<p>Construction in the final stage, with painting and roofing being finalised.</p> <p>Benches have been ordered.</p>



KMAD Contact Information

For more information about KMAD, please visit
www.kenmareresources.com/sustainability/kmad
or email
Gareth Clifton at gclifton@kenmaremoz.com